Cymraeg mewn Ymarfer Proffesiynol 1

Welsh in Professional Practice 1

2024-25

Prifysgol Cymru
Y Drindod Dewi Sant
University of Wales
Trinity Saint David

Yr Athrofa
Centre *for* Education
Addysg i Gymru | Education for Wales

www.athrofa.cymru

Darlith 16

Assessment / Welsh Language Competency Portfolio

Peniarth.cymru
RHAGOR iaith
CANOLFAN GWASANAETHAU CYMRAEG
WELSH LANGUAGE SERVICES CENTRE

mari.powell@uwtsd.ac.uk

Gwybodaeth am asesu
BA1 - 2024-25

Information regarding assessment
BA1 - 2024-25

Welsh in Professional Practice
ECAD4020

10 Credit Module

A portfolio consisting of:

- a lesson plan
- resources
- recording of the micro-lesson
- lesson evaluation

focus on pedagogy and teaching and learning strategies

Welsh Language Competency Portfolio (WG requirement)

A portfolio consisting of:

- evidence of your Welsh language skills for speaking, writing, listening, reading

Evidence of teaching and learning strategies– work for 10 credit module

Dyddiad Cyflwyno:

Submission Date:

Dydd Llun 12fed o Fai 2025

Monday 12th May 2025

Part 1: **10 credit module**

10 Credit Module

Assessment Component 1: 5 minutes
A recording of a micro-lesson

Assessment Component 2: 750 words
- lesson plan
- lesson resources

Remember that the focus is on pedagogy and teaching and learning strategies, not your Welsh ability and accuracy. The asessement criteria can be found on Moodle.

Assessment Information

https://uwtsd.hosted.panopto.com/Panopto/Pages/Viewer.aspx?id=79e7f69c-e20c-42a2-abc9-b21200f1ac16

Part 1: **10 Credit Module**

(stop at 8.17 minutes)

How to submit the assignment?

Cam 1: Ewch i Moodle

Step 1: *Go to Moodle*

How to submit the assignment?

Cam 2: Dewiswch y modwl

Step 2: *Choose the module*

How to submit the assignment?

Cam 3: Agorwch 'Turnitin'

Step 3: *Open 'Turnitin'*

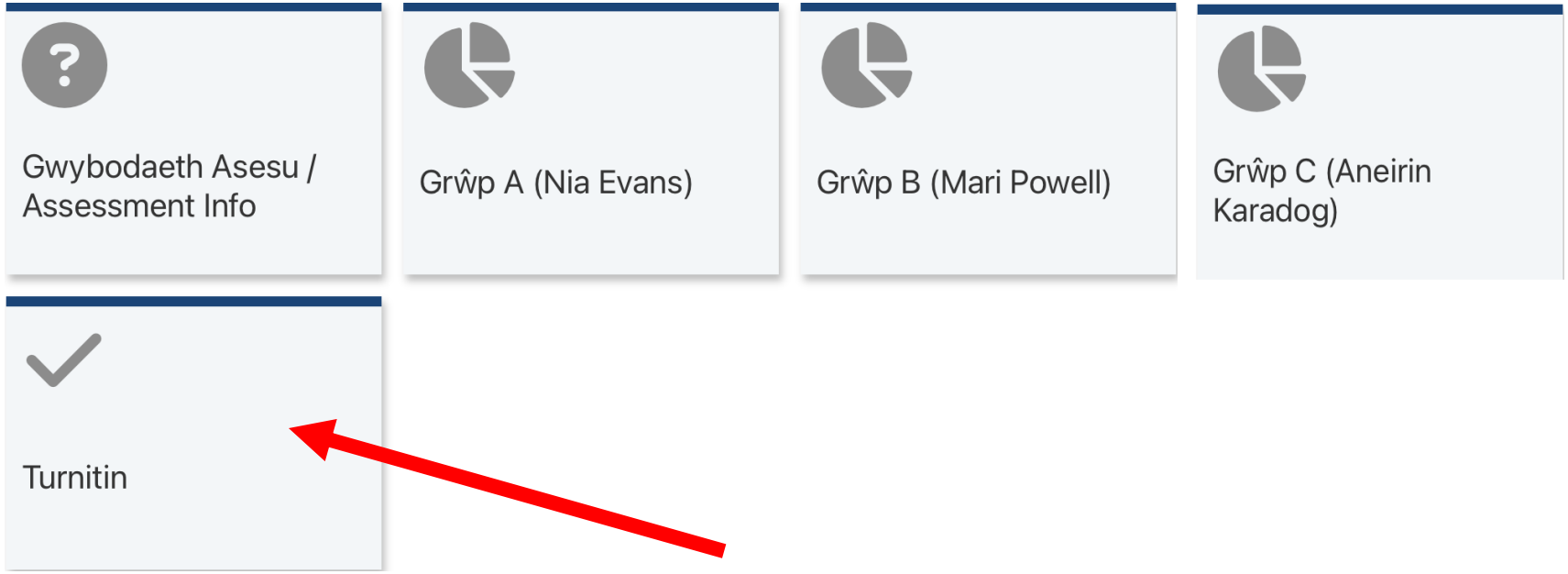

How to submit the assignment?

Cam 4: Agorwch 'Terfynol'

Step 4: *Open 'Final'*

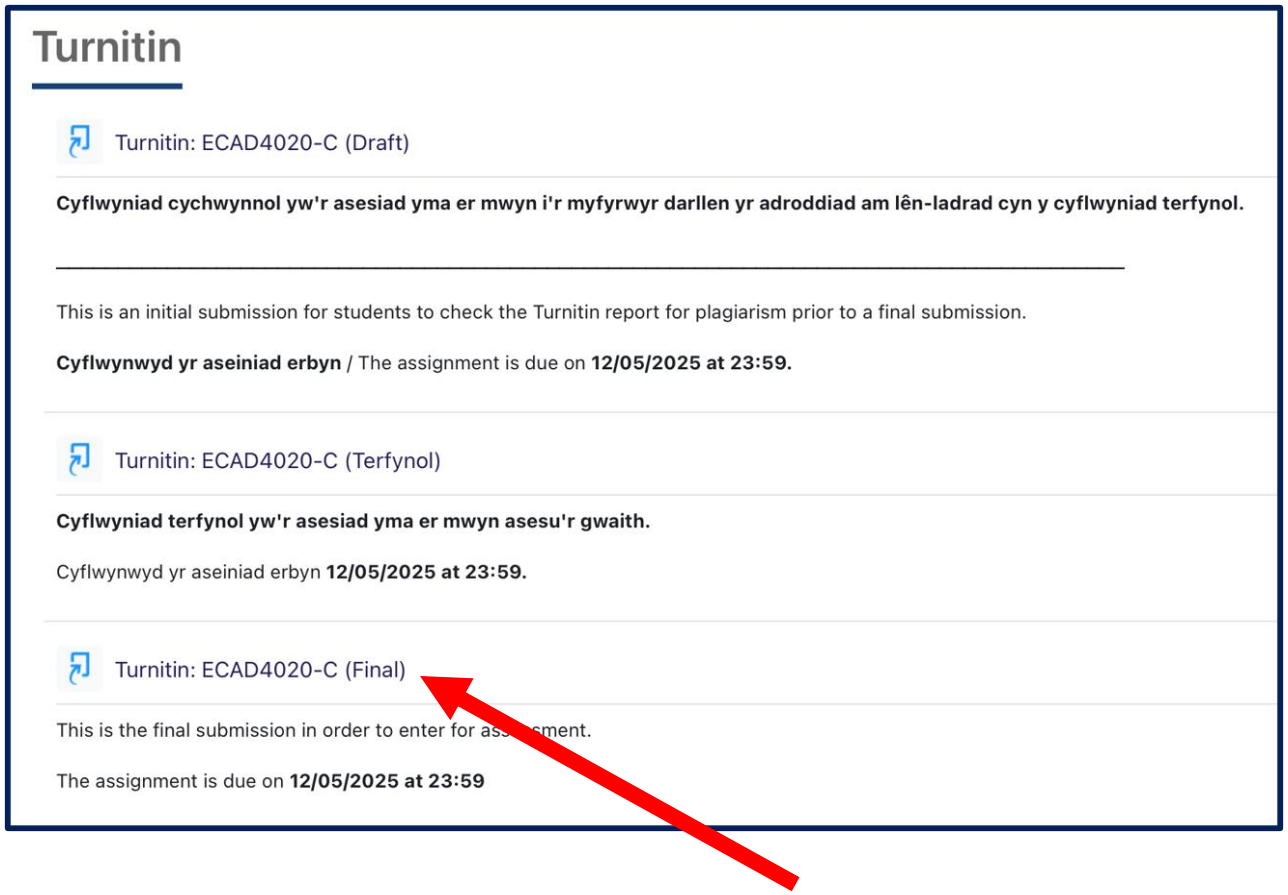

How to submit the assignment?

Step 5: *Upload the film recording of your lesson (5 minutes) as a link from the OneDrive. This is a secure link.*

*This must be a **film** recording **<u>not</u>** a voice recording.*

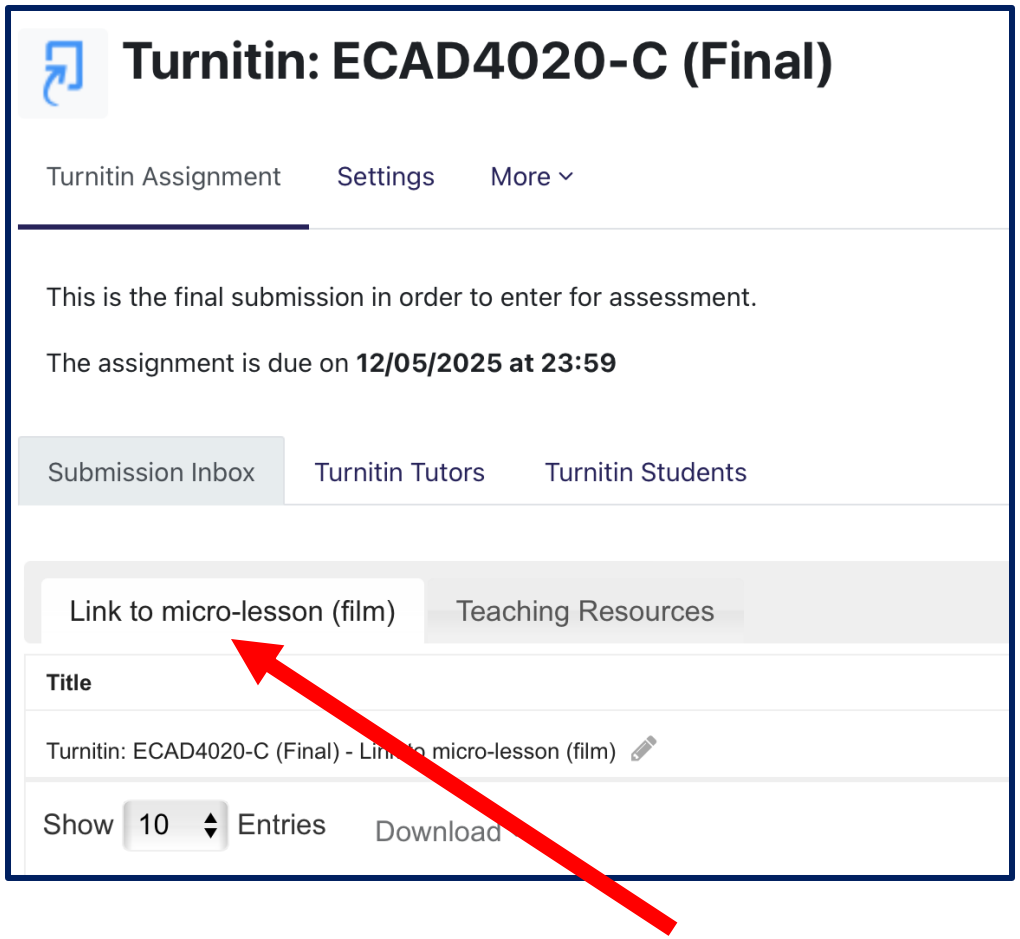

How to share a link from the OneDrive?

1. Navigate to OneDrive – you can do this by clicking on the link in the Hwb.



How to share a link from the OneDrive?

2. Upload your file to your OneDrive.

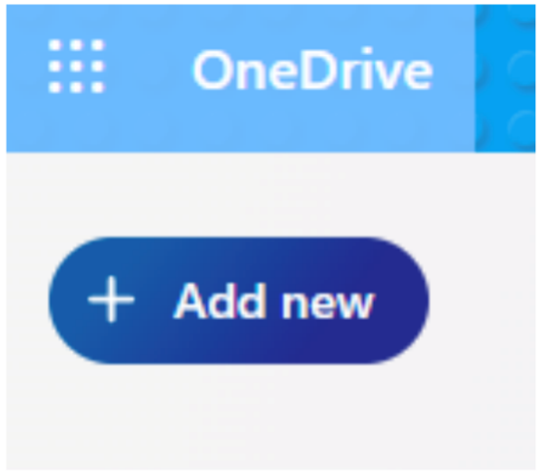

How to share a link from the OneDrive?

3. Go to the Share icon next to your file.

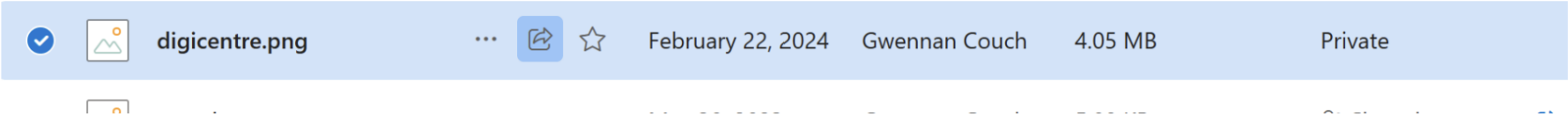

How to share a link from the OneDrive?

4. Click the cog icon next to ‘Copy link’ to change the link settings.

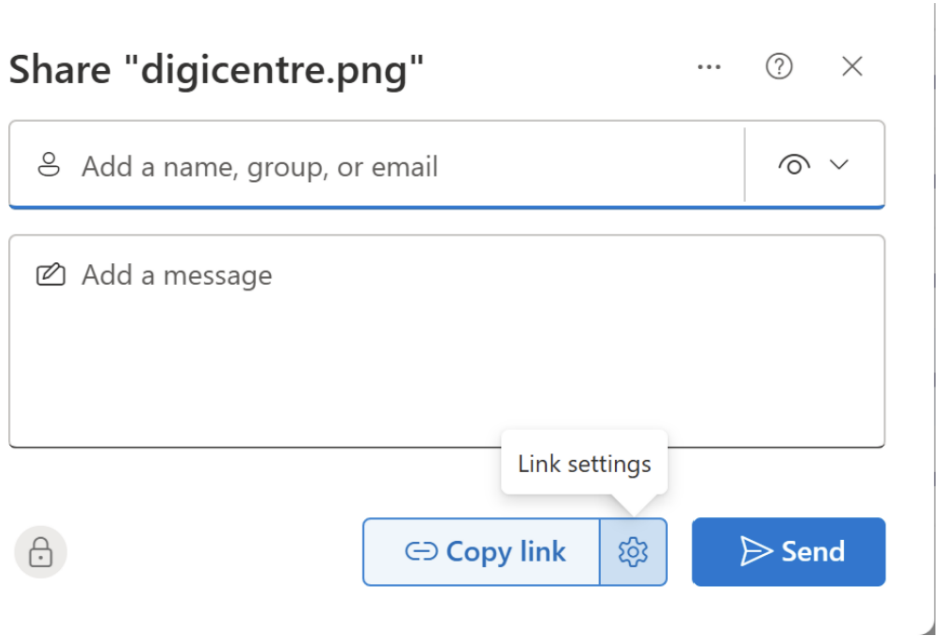

How to share a link from the OneDrive?

5. Select ‘People in UWTSD’ and click ‘Apply’.

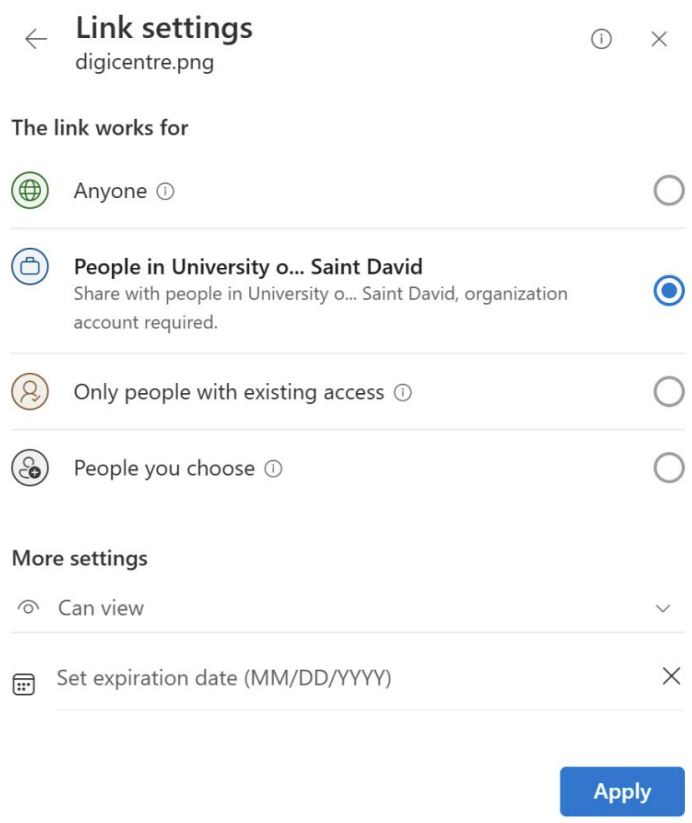

How to share a link from the OneDrive?

6. Copy the link.

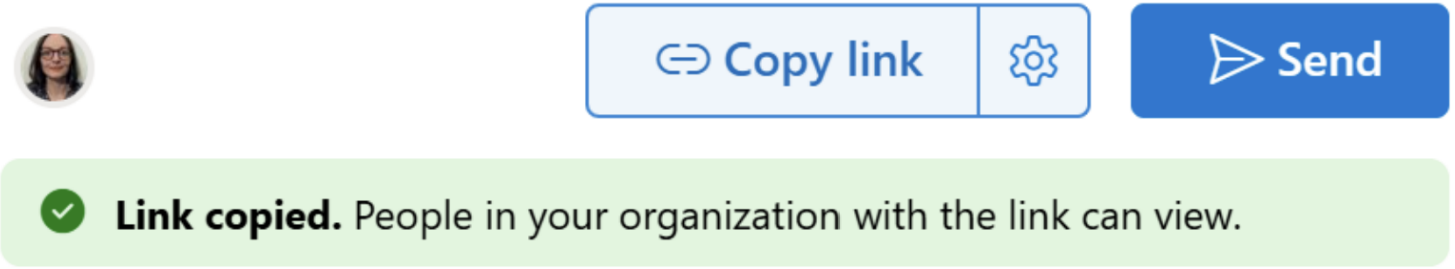

7. Paste the link wherever you need to share it.

How to submit the assignment?

Step 6: *Upload the lesson plan, lesson resources and lesson evaluation as* ***one document****, e.g. PowerPoint presentation in PDF form.*

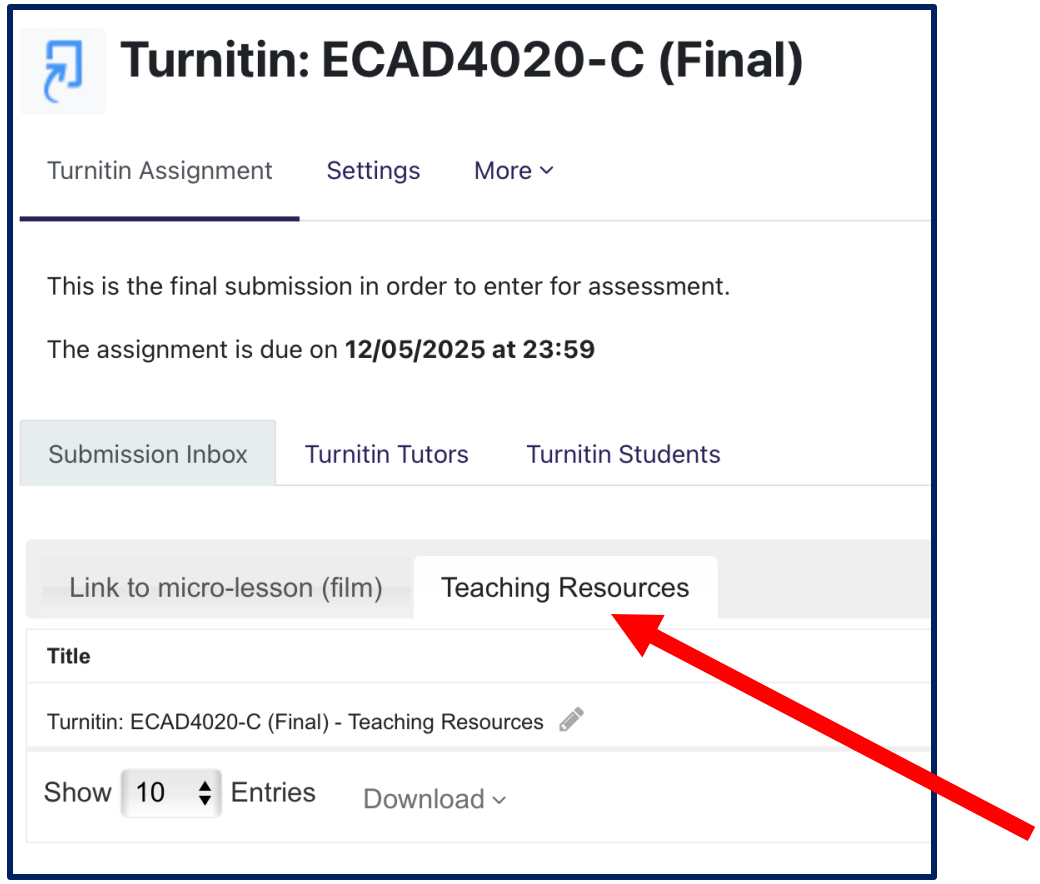

Cynllun Gwers *Lesson Plan*

Blwyddyn: *Year:*	**Maes Dysgu a Phrofiad:** *Area of Learning and Experience:*	**Amcan y wers:** *Aims of the lesson:*
Gwybodaeth flaenorol: *Previous knowledge:*	**Geirfa allweddol / Ffocws iaith:** *Key vocabulary / Language focus:*	**Gweithgareddau Addysgu a Dysgu:** *Teaching and Learning Activities:*
Adnoddau: *Resources:*		

As there is a word limit to this assignment (750 words), you can use this lesson format.

Oes cwestiwn?

Any questions regarding the 10 Credit Module?

Part 2: **Portfolio**

Assessment Information

https://uwtsd.hosted.panopto.com/Panopto/Pages/Viewer.aspx?id=79e7f69c-e20c-42a2-abc9-b21200f1ac16

Part 2: **Portfolio**

(from 8.17 minutes)

How to upload evidence to your PebblePad?

https://uwtsd.hosted.panopto.com/Panopto/Pages/Viewer.aspx?id=e703ca74-e6ee-4b27-937e-b26d00f57e2f

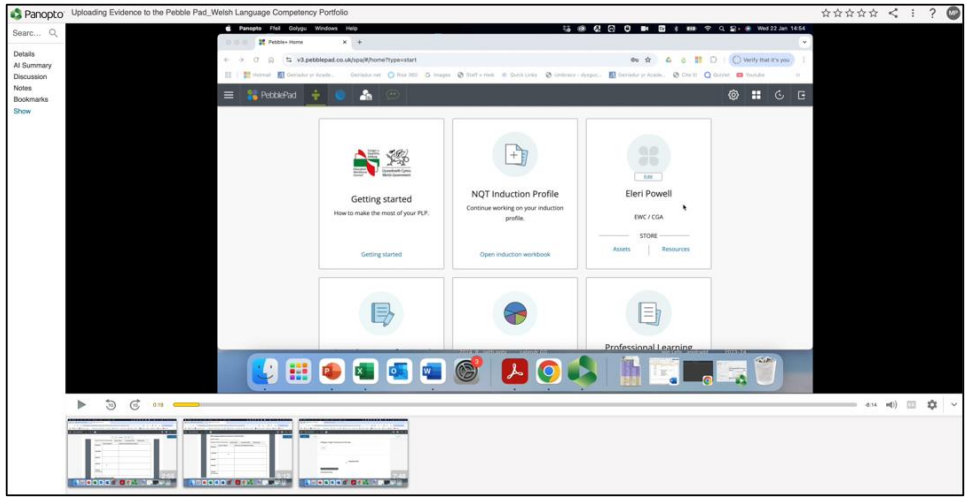

What can you include in your Portfolio as evidence?

Welsh Language Competency Framework Requirements Guide

Here are examples of the type of evidence you could include in your portfolio to fulfil each skill requirement. You are not expected to include each example within every box. These are suggestions which you may choose to include in your portfolio.

	Pre-Entry	Entry A1	Foundation A2	Intermediate B1	Higher B2	Proficiency C1
Speaking	A recording of simple greetings at the start of a lesson e.g. *Bore da.* A recording of some familiar words.	A recording of yourselves reading a simple book/text to the children and asking questions. A recording of a short micro-lesson. A pair discussion asking and answering simple questions, or having a short conversation.	A recording of yourselves reading a book/text to the children, using a variety of patterns to ask questions. A recorded micro-lesson. A pair discussion, conversation or asking and answering questions.	A recording of yourselves reading a book/text to the children, and holding a simple discussion with them. A recorded micro-lesson. A group discussion based on a suitable topic.	A group discussion (e.g. based on an article or current affairs topic within education) - listening and responding to each other. A recorded lesson which demonstrates an extended contribution by the individual. A mock interview. A recording of a TSI speaking presentation.	A group discussion (e.g. based on an article or current affairs topic within education) - listening and responding to each other. A recorded lesson which demonstrates an extended contribution by the individual. A mock interview. A recording of a TSI speaking presentation.
Reading	A recording of a very simple piece or reading book being read – a sentence or two.	A recording of yourselves reading a dialogue after listening to it many times. A recording of yourselves reading a book or instructions to the children. A comprehension task.	A recording of yourselves reading a dialogue after listening to it many times. A recording of yourselves reading a book to the children and discussing the content. A comprehension task.	A recording of yourselves reading a dialogue after listening to it many times. A recording of yourselves reading a book to the children and discussing the content or expressing an opinion on the book.	An academic assignment with Welsh-medium sources (more than one). A recording of reading a Welsh-medium novel and discussing the content or the character/s in depth within a group e.g. a Reading Club.	An academic assignment with a **variety** of Welsh-medium sources. A recording of reading a Welsh-medium novel and discussing the content extensively within a group e.g. a Reading Club.

		Translation activities.	Translation activities. Completed Foundation level reading past papers (*Defnyddio'r Gymraeg : Sylfaen*) on the WJEC website*.	A comprehension task. Completed Intermediate level reading past papers (*Defnyddio'r Gymraeg : Canolradd*) on the WJEC website*.		
Writing	Answering simple questions – one word or one sentence. Some simple sentences written on resources. Simple vocabulary resource e.g. flashcards	Educational resources – a language mat/poster. Create a list of questions in a lesson plan to ask the children. Writing a simple script. Screenshots of the questions in the Microsoft Forms where you are required to write/organise simple sentences correctly.	Create original educational resources – a language mat/poster. Create a list of questions to ask the children or language patterns you intend to use in a lesson plan. Write a self-portrait. Screenshots of the questions in the Microsoft Forms where you are required to write/organise simple sentences correctly.	Create original educational resources – a language mat/poster / Quizlet Create a list of questions to ask the children or language patterns you intend to use in a lesson plan. Write a lesson plan through the medium of Welsh.	An academic assignment. Personal statement – a job application. A formal letter e.g. to school parents. A report on pupils' work.	An academic assignment. Personal statement – a job application. A formal letter e.g. to school parents. A report on pupils' work.
Listening	A recording of responses to simple questions e.g. *Pwy wyt ti?*	A record of quiz/Forms results which include listening exercises. A recording of yourselves doing listening exercises e.g. listening to a conversation then	A record of quiz/Forms results which include listening exercises. A recording of yourselves doing listening exercises e.g. listening to a conversation then	A record of quiz/Forms results which include listening exercises. Listen to a Welsh medium conversation and translate the content.	A group discussion (e.g. based on an article or current affairs topic within education) - listening and responding to each other.	A group discussion (e.g. based on an article or current affairs topic within education) - listening and responding to each other.

		answering questions / filling in gaps. A recording of yourselves responding to simple questions from learners in the classroom e.g. a microlesson where you are responding to the children.	answering questions / filling in gaps. A recording of yourselves responding to simple questions from learners in the classroom e.g. a microlesson where you are responding to the children.	Record a "natural" conversation – asking and answering questions.	A recorded lesson which shows an extended response to the pupils (note - at this level, this is insufficient evidence on its own). A recording of a TSI speaking presentation – the questions at the end.	A recorded lesson which shows an extended response to the pupils (note - at this level, this is insufficient evidence on its own). A recording of a TSI speaking presentation – the questions at the end.
Methodology	Work submitted for the 10 credit module: Lesson plan, lesson resources, video recording of the lesson, evaluation of the lesson. Focus on language acquisition pedagogy.					

Make sure that you have enough evidence for each of the language skills (maximum of 5 pieces of evidence for each skill)

Possible tasks for the portfolio …

https://www.porth.ac.uk/en/group-collection/tasgau-asesu-a-datblygu-sgiliau-iaith-athrawon

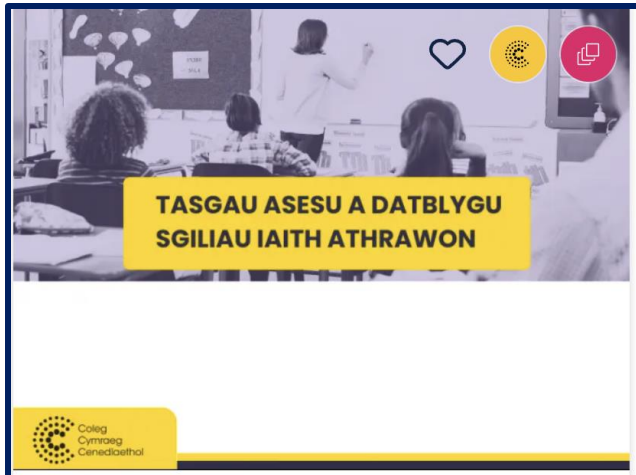

Added on: 30/09/2024 499

Tasks to Develop and Assess Teachers' Language Skills: Pedagogy

Added on: 16/10/2023 1.1K

Tasks to Develop and Assess Teachers' Language Skills: Entry

Added on: 16/10/2023 1.2K

Tasks to Develop and Assess Teachers' Language Skills: Foundation

Teaching and Learning aspect of the Portfolio

Use the content used for the **10 Credit Module** for this aspect of the Portfolio:

1. 5 minute film recording of a lesson which has a clear language focus
2. lesson plan for the lesson that was filmed
3. teaching resources for the lesson that was filmed
4. written evaluation of the lesson
5. any other relevant evidence

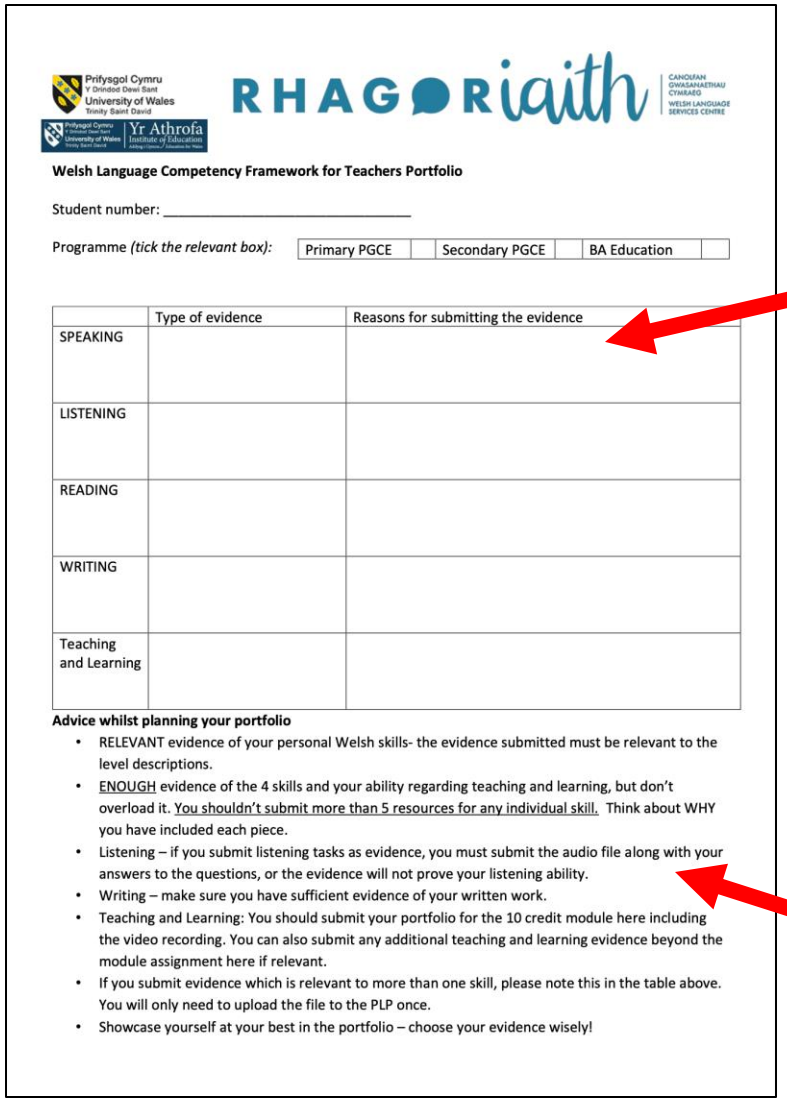

Prifysgol Cymru
Y Drindod Dewi Sant
University of Wales
Trinity Saint David

Yr Athrofa
Institute of Education

RHAGORIAITH

CANOLFAN GWASANAETHAU CYMRAEG
WELSH LANGUAGE SERVICES CENTRE

Welsh Language Competency Framework for Teachers Portfolio

Student number: _____

Programme *(tick the relevant box)*: Primary PGCE ☐ Secondary PGCE ☐ BA Education ☐

	Type of evidence	Reasons for submitting the evidence
SPEAKING		
LISTENING		
READING		
WRITING		
Teaching and Learning		

Advice whilst planning your portfolio

- RELEVANT evidence of your personal Welsh skills- the evidence submitted must be relevant to the level descriptions.
- ENOUGH evidence of the 4 skills and your ability regarding teaching and learning, but don't overload it. You shouldn't submit more than 5 resources for any individual skill. Think about WHY you have included each piece.
- Listening – if you submit listening tasks as evidence, you must submit the audio file along with your answers to the questions, or the evidence will not prove your listening ability.
- Writing – make sure you have sufficient evidence of your written work.
- Teaching and Learning: You should submit your portfolio for the 10 credit module here including the video recording. You can also submit any additional teaching and learning evidence beyond the module assignment here if relevant.
- If you submit evidence which is relevant to more than one skill, please note this in the table above. You will only need to upload the file to the PLP once.
- Showcase yourself at your best in the portfolio – choose your evidence wisely!

- You must include this form which lists the evidence submitted
- You are asked to provide a short description of why you chose the particular piece of evidence for the language skill
- The evidence will be submitted on your PLP
- It is possible for one piece of evidence to prove your ability in different skills, e.g. Speaking, Listening & Teaching and Learning
- Remember to read and follow the '**Advice whilst planning your portfolio**' before submission date!

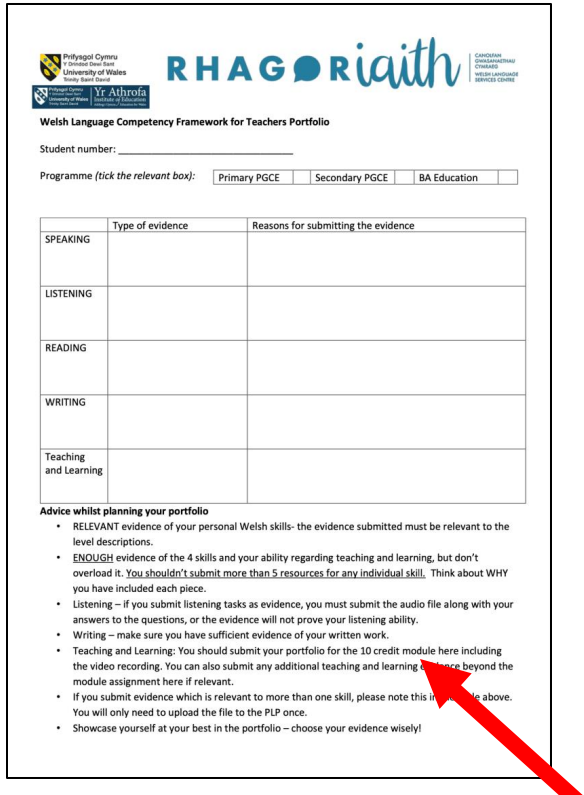

Prifysgol Cymru
Y Drindod Dewi Sant
University of Wales
Trinity Saint David

RHAGORIAITH

CANOLFAN GWASANAETHAU CYMRAEG
WELSH LANGUAGE SERVICES CENTRE

Yr Athrofa
Institute of Education

Welsh Language Competency Framework for Teachers Portfolio

Student number: _____

Programme *(tick the relevant box)*: Primary PGCE | Secondary PGCE | BA Education

	Type of evidence	Reasons for submitting the evidence
SPEAKING		
LISTENING		
READING		
WRITING		
Teaching and Learning		

Advice whilst planning your portfolio

- RELEVANT evidence of your personal Welsh skills- the evidence submitted must be relevant to the level descriptions.
- ENOUGH evidence of the 4 skills and your ability regarding teaching and learning, but don't overload it. You shouldn't submit more than 5 resources for any individual skill. Think about WHY you have included each piece.
- Listening – if you submit listening tasks as evidence, you must submit the audio file along with your answers to the questions, or the evidence will not prove your listening ability.
- Writing – make sure you have sufficient evidence of your written work.
- Teaching and Learning: You should submit your portfolio for the 10 credit module here including the video recording. You can also submit any additional teaching and learning evidence beyond the module assignment here if relevant.
- If you submit evidence which is relevant to more than one skill, please note this in the table above. You will only need to upload the file to the PLP once.
- Showcase yourself at your best in the portfolio – choose your evidence wisely!

Top Tips!

Advice whilst planning your portfolio

- RELEVANT evidence of your personal Welsh skills- the evidence submitted must be relevant to the level descriptions.
- ENOUGH evidence of the 4 skills and your ability regarding teaching and learning, but don't overload it. You shouldn't submit more than 5 resources for any individual skill. Think about WHY you have included each piece.
- Listening – if you submit listening tasks as evidence, you must submit the audio file along with your answers to the questions, or the evidence will not prove your listening ability.
- Writing – make sure you have sufficient evidence of your written work.
- Teaching and Learning: You should submit your portfolio for the 10 credit module here including the video recording. You can also submit any additional teaching and learning evidence beyond the module assignment here if relevant.
- If you submit evidence which is relevant to more than one skill, please note this in the table above. You will only need to upload the file to the PLP once.
- Showcase yourself at your best in the portfolio – choose your evidence wisely!

Oes cwestiwn?

Any questions?

Peniarth.cymru

RHAGOR iaith

CANOLFAN GWASANAETHAU CYMRAEG

WELSH LANGUAGE SERVICES CENTRE