Mandarin Chinese

Aims and Outcomes

Aims and Outcomes

Aims:

Introduction to Chinese Language: Familiarise learners with the basics of the Chinese language and useful phrases.

Outcomes:

Greeting and Introducing Oneself: By the end of the lesson, students should be able to greet others in Mandarin and introduce themselves using basic phrases.

Applying Language Skills: Apply language skills learned in real-life scenarios, such as short dialogues, to promote practical language use.

Promoting Curiosity: Foster an interest in Chinese language and culture, encouraging students to explore further outside the classroom.

Group Count

Group Count

- The aim of the game is to count to ten.
- Every learner must look down towards the floor and one person will start by saying “one,” then another person says “two” and so on.
- If two learners speak at the same time, the game starts again.
- Learners must not count consecutively.

Why Mandarin?

Why Mandarin?

- I learnt Mandarin as a need for survival. Living in China for five years would not have been possible without a basic knowledge of Mandarin. It opened my eyes to it’s customs and culture.
- But for you?
  Learning Mandarin may be important and significant in your life and career. China is the most populated country in the world and has the second-largest economy. It's a big player in business, diplomacy, and culture worldwide. For professionals and students, learning Chinese opens up opportunities, helps build good relationships internationally, and makes it easier to navigate our connected world.



Tones

Tones

Mandarin Chinese has four tones, and each tone can change the meaning of a word. Let's use the example ‘ma.'

1. First Tone (mā): This tone is high and level. It's like when you sing a high note.
2. Second Tone (má): This tone rises, like when you ask a question in English.
3. Third Tone (mǎ): This tone starts mid, dips down, and then rises. It's a bit like saying "What?" when you didn't hear something clearly.
4. Fourth Tone (mà): This tone is a sharp, falling tone. It's like when you give a command.

How Important are Tones?

妈	麻	马	骂
mā	má	mǎ	mà

Mandarin Tongue Twister

石室诗士施氏，	Shí shì shī shì Shī Shì,
嗜狮，誓食十狮。	shì shī, shì shí shí shī.
十时，石室始试食狮。	shí shí, shí shì shǐ shì shí shī.
始时，实十石狮尸。	Shǐ shí, shí shí shí shí shī shī.
食狮实十石，	Shí shī shí shí shí,
逝世事实施是。	shì shì shì shī shì shī.

The poem is about a poet named Shi who liked to eat lions. He made a vow to eat ten lions and started trying to eat lions in a stone den at ten o'clock. Initially, he was successful in eating ten lions' worth of stone, but in reality, he died.

Speaking Mandarin

Speaking Mandarin

Let’s start with some basic vocabulary.

你好 (nǐ hǎo) "hello"

谢谢 (xiè xiè) "thank you"

不客气 (bú kè qì) "you're welcome"

再见 (zài jiàn) "goodbye.”

我是老师。(Wǒ shì lǎoshī) “I am a teacher”

我叫____ (wǒ jiào____) “My name is _____”

Match Up

Match Up

- Learners will each be given a set of cards.
- The cards contain the Mandarin, pinyin and English of the phrases we just learnt.
- Match the cards to their correct meanings.



Role Play

Role Play

- Working in pairs or teams of three, practice introducing yourself in Mandarin.
- Use the phrases we have learnt from the previous activities to create a short dialogue.
- For example:

你好 (nǐ hǎo)
我叫____ (wǒ jiào____)
我是老师。(Wǒ shì lǎoshī)

Speak Like a Native

Speak Like a Native

Here are some phrases that will really impress your Chinese friends and colleagues.

加油	(Jiāyóu)	Go for it!
慢慢来	(Màn màn lái)	Take it easy
六六六 666	(liùliùliù)	Something excellent, lucky or impressive.
饿死我了	(è sǐ wǒ le)	I'm hungry to death.
你干嘛？	(Nǐ gàn ma?)	What are you doing?
大喝大吃	(dà hē dà chī)	Eat like a pig.
不行	(bù xíng)	No way! Impossible!

Any Questions?

My Time in China


上 海

谢谢
再见

再见	zài jiàn	Goodbye
我是老师	Wǒ shì lǎoshī	I am a teacher
我叫____	wǒ jiào____	My name is _____

你好	nǐ hǎo	Hello
谢谢	xiè xiè	Thank you
不客气	bú kè qì	You're welcome