The site I have chosen to explore is Kilvey Hill, the reason behind picking this location as I knew it was some where I could walk to without traveling by transport due to covid restrictions and it also has history.

Kilvey hill is a hill with urban fringe woodlands in South Wales and it is 193 metres high. From the top of Kilvey hill you can see the view of Swansea, the docks, Swansea bay and a lot of other places. At the top of the hill there is a TV and radio transmitter station and a telecommunications mast and a three-way stone windbreaker with seats that was built by Quakers and it's the rains of a windmill that was created in the 17th century for grinding corn. A variety of habitats for wildlife's including woodland, heathland, wetland and a meadow.

The history of Kilvey hill is that it was a start of the industrial revolution and these areas were used as a farmland to grow crops. The woodland surroundings were apart of Swansea's industrial central and its production was known for tin, copper, zinc and other many metals. Bussy Mansell Esq built a watermill in the 1600's and it was called the New Mill and it was built to process tonnes of corn that was harvested off the hill and the farmlands surrounding the area. The land, air and water were heavily polluted with the processing of iron, copper, zinc, arsenic and lead and that led to the farmland becoming a toxic wasteland as nothing grew due to the corn fields being poisoned.

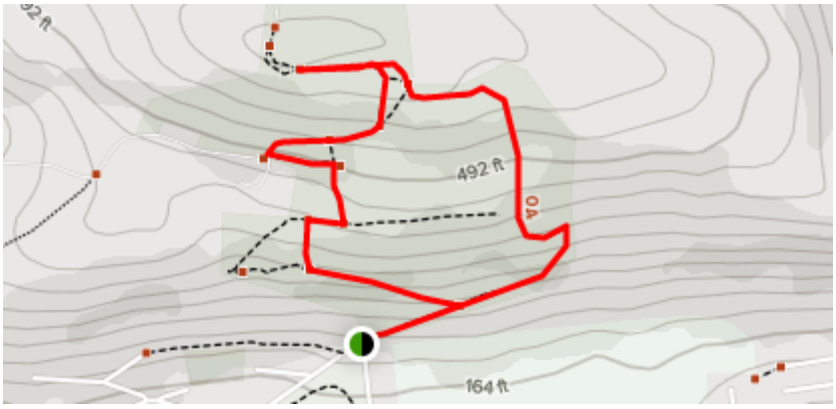

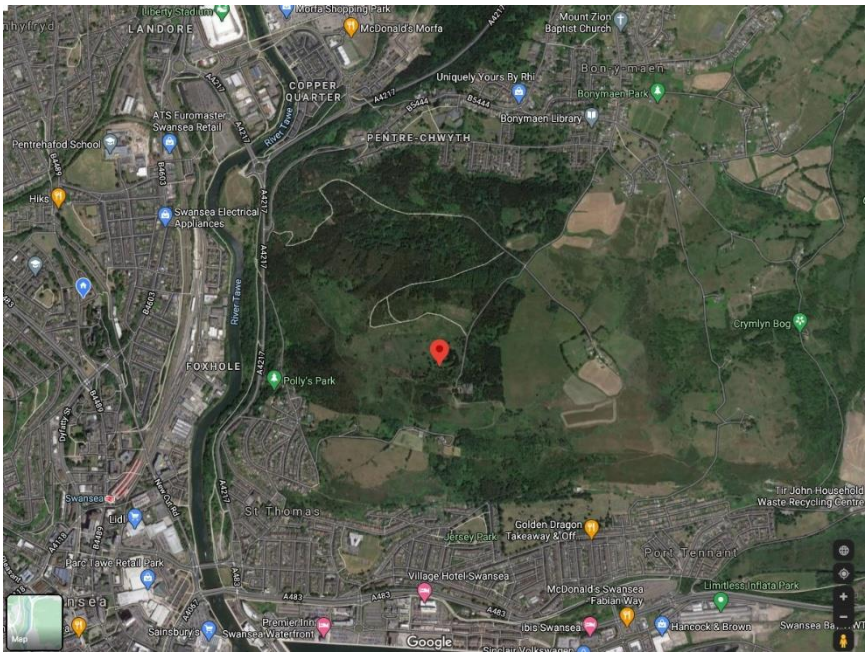

Kilvey Hill is a large prominent site on the east side of Swansea, A community woodlands managed by the Kilvey Community Woodland Volunteers, Forest Enterprise and the City and County of Swansea.

Kilvey Hill, Paul Saunders

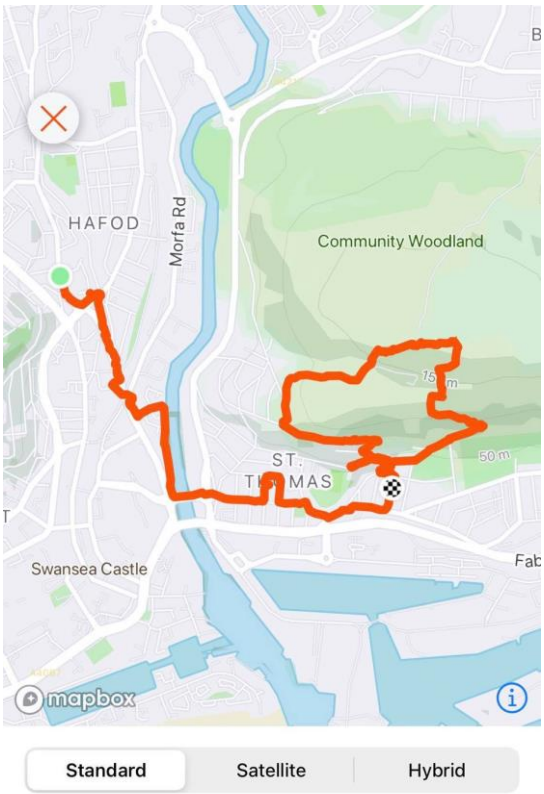

The route I took to get to Kilvey Hill

An artist that I took inspiration from would have to be a landscape photographer called Ansel Adams, a photographer and an environmentalist known for his black and white landscape photographs of the American west. I chose to do black and white images as I wanted them to stand out more on the wood when they get transferred and also because I want to show a rustic old kind of style to the photographs when they get transferred.




I had to plan what route I wanted to take to get up to Kilvey Hill as there are roughly 4 entrances/paths and I chose to go to the entrance at the top right corner near Jersey Park over in St Thomas area. The day I went it was raining and windy so the weather made it quite difficult to get up the hill as the paths are mud, and it was a bit of a maze to get up there as there wasn't just one path to get up there was multiple of paths to pick from. The photographs were either taken halfway up the hill or at the very top of the hill. I printed the images out and I had to cut around them so I know they would fit on the wood better, I then got some mod podge and started pouring a little bit onto the image so that I can use a sponge applicator to spread it out evenly. Once it was spread, I flipped it over and placed it carefully onto the plywood and then used a bottle to help flatten it so that I knew it was stuck. I waited overnight for them to dry and the next morning I got a damp sponge and started to rub some of the paper off, I had to do this gently otherwise the people would have ripped a lot.

Overall the outcomes of the 12 images that I chose to transfer on to wood turned out okay, I wish I could of taken actual wood from the Kilvey hill and used some of that but due to the weather the wood was wet which would of made it harder to transfer images on to. I love using the technique where I can transfer images to stuff as I find it fun and it's something you can touch and hang up. If there was anything else that I could do I would of wanted to use a film camera and develop the film then mess around with the film in the dark room as I think that would of worked better for this project. I did have an issue when I was rubbing off the paper on the wood colour would appear, I'm not sure if this was a printer problem as I printed black and white.