THE HEART IN HUMAN BODY (CVD)

Myrna Morales
1917110

BMHP5003

Introduction to Physiology

Noura Mohammed

The heart

is cone –shaped hollow muscular organ ,it has the same size of the owner's fist .The heart is the central organ of the cardiovascular system as also the circulatory system .

The circulatory or vascular system

-is the responsible for transporting deoxygenated blood to the lungs and oxygenated blood around the body .
The cardiovascular system is composed of the heart ,blood , and blood vessels .These component needs to be in harmony so the circulation will be in function to have healthy body and if something goes wrong that develop the cardiovascular disease (CV

The Structure Of The Layers Tissues

-Pericardium
-Myocardium
-Endocardium

4 Main Chambers Inside The Heart

4 main chambers inside the heart
2 chambers – upper chamber called atrium
2 chambers – lower chamber called ventricles

Right parts	inside the heart	Left parts
Right atrium		Left atrium
Right ventricle		Left ventricle
Deoxygenated through		Oxygenated blood

Blood Vessels

- Arterioles
- Capillaries
- Veins
- Venules

Cardiovascular Diseases

Are a group of disorder of the heart and blood vessels.

- Coronary heart disease (CHD)
- Angina
- Heart Attack
- Stroke

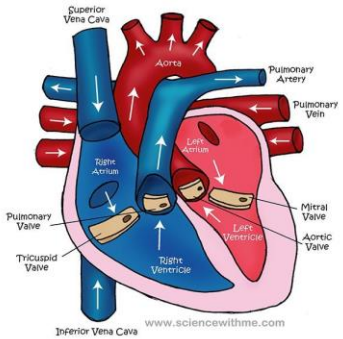

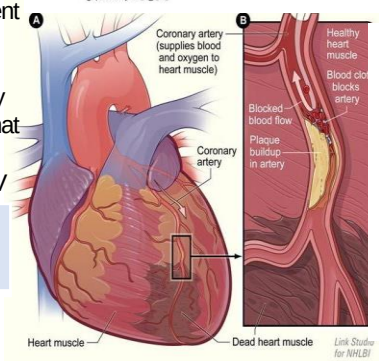

The Symptoms

- Shortness of breath
- Fatigue, irregular heartbeats
- Chest pain and fainting
- Rheumatic heart symptoms
- Fever, pain, swelling of the joints nauseos
- Stomach cramps and vomiting

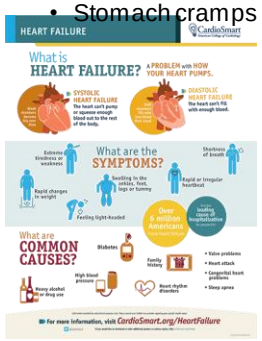

Causes

- Blood pressure raised
- Blood Raised Glucose
- Blood lipids
- Overweight, Obesity

Risk Factors

- Smoking
- Physical Inactive
- Overweight
- Having Diabetes
- Family History
- Age
- Ethnic Background

How to Prevent

- Exercising
- Not Smoking
- Healthy Diet
- Physical Activity
- No Alcohol
- Detect Early as possible

World Health Organization

(WHO)17.5 million people die each year
Estimated died from CVD 32% of all deaths worldwide
Launches new medical devices for managing the cardiovascular disease and diabetes

References

Wilson, Kathleen (1987) *Anatomy and Physiology in health and illness 6th ed.* Churchill Livingstone Edinburgh London
Dr Khan Taskeen
Medical Officer
Who.int

References

Wilson Kathleen J. W. (1987) *Anatomy and Physiology in Health and Illness* Churchill Livingstone Edinburgh London Melbourne and New York Who.int
bhf.org.uk British Heart Foundation
Women and heart disease (2013)