Doors and windows in Cornish buildings: an analysis



Connor Motley

2026

Dissertation for MA Archaeological Practice, University of Wales Trinity St David

Introduction

This dissertation seeks to investigate the chronological development of windows and doors in Cornish buildings. The examples used in this study date from the 16th century to the mid-20th century. The primary reason for studying this subject is that no such resource exists for Cornish buildings, and the few resources that do exist draw on few examples from Cornwall.

Literature review

While there is a great wealth of publications available which provide definitions of architectural terminology and general information, there are actually very few publications which lay out specific features of a building and help the reader to determine a specific date of the feature they might be researching.

The primary reference that does provide dating for specific features in historic buildings is *Fixtures and fittings in dated houses 1567-1763* (Alcock and Hall, 1994). This book published by the Council for British Archaeology lays out detailed illustrations showing the chronology of both large and fine detail features in buildings such as elements of staircases, doors, some parts of windows, chamfers and stops as well as less commonly encountered features like spice cupboards. This work is extremely useful and even includes some examples from Cornwall. However the book is somewhat limited by the fact that the dating period ends at 1763, and therefore the second half of the 18th century, along with the 19th and 20th centuries are missing from the record. This is particularly problematic as many of the buildings encountered during commercial building recording work in the county postdate the features laid out in this book.

Hall expanded on the 1994 publication in her later book *Period house fixtures and fittings 1300-1900* (2005), which follows a similar theme and but with an expanded set of examples. This book reuses many illustrations from *Fixtures and fittings in dated houses*, which are supplemented with further illustrations and a few photographs.

Hall also produced a useful article in *Building conservation* (1999) which discusses in detail door handles and latches, hinges, knockers, bolts, key plates and reproductions. Many of these aspects of door and window furniture were encountered during this study and this article provided valuable background information. Another similarly useful work, while specific to Canada, is Pulcifer's *Hinges of empire: building hardware at the Halifax Citadel – a preliminary study* (1980). This well researched document is a study of door furniture in the Halifax Citadel, a fort in Nova Scotia. In particular it describes in detail the form, function and history of hook and eye hinges, locks, thumb latches, bolts, bars and door closers, amongst other fittings. Of particular note to this study were the sections on thumb latches and slide bolts which were found on several of the examples recorded for this study.

Another significant publication is *The elements of style* (Calloway and Cromley, 1996). This book has a much broader scope, both in terms of the time period that it covers and the geographical region. The book covers a slightly earlier period than *Fixtures and fittings in dated houses*, but also covers the centuries following which are missing from that book. The book covers both Britain and America - this large geographical area and scope of time period means that the level of detail for examples of features is reduced. The book is helpfully designed with tabs on the outer pages colour coding each feature the book addresses, which are; doors, windows, walls, ceilings, floors, fireplaces, stoves, staircases, built-in furniture, services, lighting, metalwork and woodwork. The book contains both photographs and drawings. Despite covering areas

irrelevant to building recording in England, the book remains a useful general guide to dating features in buildings.

Most of these works, along with general glossaries, provide some applicability to buildings in Cornwall, however as the dates and styles of different architectural details can vary across different regions (discussed below), the usefulness of these works is more limited than they might be in more central parts of the country.

There are few publications which are particular to Cornwall, and while periodicals such those produced by the Cornwall Buildings Group are useful, the information is dispersed through many different issues which require significant research to locate relevant information. The seminal work that discuses Cornish buildings is the updated Pevsner *Buildings of England* edition for the county (Beacham and Pevsner, 2014), which has a preface authored by several local experts that provides a valuable background to buildings in the county.

An additional useful reference work is *Vernacular Architecture* (Brunskill, 1982). This book is wide in scope and therefore when it discusses doors or windows specifically, the book does not go into sufficient detail to lay out all the types of a feature that might be encountered in a building. It does however provide a good background to vernacular architecture which is discussed below.

Aims and methods of research

The aim of this study is to create a chronological gazetteer of features in historic Cornish buildings and to analyse the findings.

The methods were to:

- Interrogate reports on historic buildings in Cornwall to identify examples of features that are dated and photographed in the reports.
- Take the images of these features and illustrate them using AutoCAD to create clear depictions of the features.
- Collate these features, grouped by type and placed into chronological order, to allow for the features to be analysed.

Background to the project

The production of this study follows the undertaking of a Cornish distinctiveness program and devolution deal in 2024 (Cornwall Council, p. 1) and the motion for fifth nation status in 2025 (Cornwall Council, 2025a). Both of these movements have sought to identify Cornwall as culturally distinct from the rest of England.

Following the withdrawal of the Roman Empire, Cornwall fell under the rule of Romano-British elites and remained separate from the rest of England until the 11th century (Cornwall Heritage Trust 2026). Even in the late 15th century Britain was described as being divided into four parts – England, Scotland, Wales and Cornwall. In 1508 the Stannary Parliament was given rights to veto English legislation (Cornwall Heritage Trust 2026). Cornwall also retained its own language which was well spoken until the introduction of English Protestant services in 1549; by 1700 only around 5000 Cornish speakers remained (Cornwall Heritage Trust 2026). This independent history of Cornwall has created a cultural distinction from the rest of the country.

There is a suggestion that provincial areas followed London in their architecture, and therefore there would have been a delay in time between emerging styles in London versus other parts of the country (Godard Desmarest, 2019). A study (James, 2022) into this idea found that different parts of the country created their own emergent styles of architecture based on what happened in London – and that contemporary styles in different parts of the country may not be directly comparable (James, 2022, p. 132). Additionally the study by Godard Desmarest (2019) also argued that Scottish architecture was not necessarily behind the ideas of London, but simply different. This sentiment is echoed in Beacham and Pevsner (2014, p. 46, 51)

The process for selecting the examples in this study was based on the introduction of English Heritage's (now Historic England's) guidance standards for recording historic buildings which was introduced in 2006, and updated to the current version in 2014. The author of this study is an employee of Cornwall Council in their Archaeological Unit, and so the Unit's archive of reports relating to historic buildings was utilised as the source for the examples of features. All historic building reports produced by the Unit post-dating the recording guidance introduced in 2006 were interrogated for dated features that were clearly illustrated with photographs in the report. The initial intention was to include a much broader selection of features than was ultimately presented. During the data collection phase of the work it became clear that including as many different features as are included in Alcock and Hall's *Fixtures and fittings in dated houses 1567-1763* would be impossible within the given timeframe and word count. Thus the selection was limited to windows and doors, their openings and fittings. Unlike the works that inspire this study however, it was possible to include a much broader spectrum of dates, with examples ranging from the 16th century until the 20th century. It is hoped that the study can help to inform future historic building projects in Cornwall and provide evidence for the date ranges of particular features.

The two decades worth of reports were rapidly inspected for well-illustrated examples of doors and windows. Once these had been identified the relevant text section of the report was checked and where the report provided a specific date for the feature, the feature was included in the dataset. There were cases in the data collection phase where well illustrated features were identified, however the report did not or could not accurately date the feature, and so in such cases the examples were discarded. In total 38 doors and 22 windows were illustrated for the dataset of features. The examples were presented as illustrations rather than photographs so that the features could be understood clearly and because in many cases the photographs were poorly lit (by virtue of buildings being derelict, under renovation etc.). Unfortunately the inclusion of scale bars in the source photographs was inconsistent and so the decision was made to exclude scale bars from the illustrations. In the catalogue of illustrations the examples are accompanied by some limited information sourced from the Cornwall Council intranet mapping (which in turn is informed by the county Historic Environment Record). The illustrations are colour coded as a means of distinguishing different elements within the feature. The colours are as follows; metal elements are bordered in black and hatched with grey, timber is outlined in brown and stone outlined in grey, glazed areas are hatched in light blue.

Vernacular architecture

A brief history of architecture in England and Cornwall is needed as a background to understanding the results.

Vernacular architecture is a loose fitting term that can be considered to encompass buildings that are not examples of 'polite' architecture, 'polite' architecture being buildings designed by a

professional architect, surveyor or master mason (Brunskill, 1982, p. 25) versus a building designed by an amateur, especially the occupier of the building (Brunskill, 1982, p. 26). Brunskill suggests that there is a 'polite threshold', being the ultimate in designed architecture such as a palace, versus a 'vernacular threshold' being a small house designed by its occupier. He considers that most buildings which are looked at as vernacular would fall in between these two extremes, being a mixture of design and necessity, and that anything outside of this vernacular zone on the architectural side would be a matter of architectural history and those outside the zone on the vernacular side would be a matter of archaeology (Brunskill, 1982, p. 28). In Cornwall, early buildings have not survived well, by virtue of the county having a wet climate and fast growing timber, meaning that timber has not survived as well as it might have done elsewhere (Beacham and Pevsner, 2014, p. 44). This trend of a lack of early survival is clearly not just restricted to Cornwall as evidenced by the periods covered in the literature. In the Pevsner guide the vernacular period is considered to be 1400-1800 (Beacham and Pevsner, 2014, p. 44), other national books on the topic have covered a similar period; 1567-1763 (Alcock and Hall, 1994), 1300-1900 (Hall, 2007), 1485-1996 (Calloway and Cromley, 1996). This same trend of lacking early survivals is also evidenced in the results of this study – the earliest feature recorded dates from the 16th century.

Following the medieval period, in the Tudor and Jacobean periods there was an increase in building and rebuilding as a result of strong rulership and prosperity (Calloway and Cromley, 1996, p. 12). These better built and more numerous houses have therefore survived better than those of the relatively impoverished medieval period preceding this (Calloway and Cromley, 1996, p. 12). Following the end of the Jacobean period, architecture changed fairly concurrently with the change in monarchy, and developments in the ability for people to more easily travel the world. These developments meant that from the early 17th century the wealthy were able to visit the Mediterranean, where they saw the great Greek and Roman ruins, and these ideas were brought back to Britain, heavily influencing architecture. In 1636 the Queen's House, Greenwich was completed by Inigo Jones (Royal Museums Greenwich, 2026) and thus was borne the 'Baroque' period of architecture (Calloway and Cromley, 1996, p. 40). This neo-classical or neo-Palladian architecture was simplified and refined over the successive decades into the Georgian period, and finally into the Regency period until the mid-19th century. As new ideas became old, the fashion in England turned back to its roots, and from the late 18th century Gothic architecture was revived (Calloway and Cromley, 1996, p. 232), and so was Jacobean and Elizabethan architecture. Thus many architectural elements, such as the mullion transom window, are found in both the 17th century and the 19th century. One element of a building alone cannot always be used to date a building, and the element must be considered within its setting, signs of weathering considered and historic records interrogated. The minutiae of differences between the earlier 'original' styles and the later revivals are however outside the scope of this study. Further styles emerged in the late 19th and 20th centuries, such as the Art Nouveau, however no examples of this style were encountered in this study. In the early 20th century, styles again moved back to imitating the Queen Anne and Georgian styles (Calloway and Cromley, 1996, p. 356), and then the emergence of modernist styles occurred in the early-mid 20th century (Calloway and Cromley, 1996, p.416), but despite this revivalist styles persisted well into the 1930s. The youngest door in this study dated from 1943 and the latest window from the 1930s or 40s, and so the history of British architecture beyond the 1940s is not considered relevant to the dataset collected for this study.

Table of results

The table below sets out each type of feature and subset of feature that the study covers along with the examples and the date range of the examples. The features have been broadly divided into doors and windows and given the prefix of D (for door) or W (for window) to denote this. The illustrations are presented as a chronological collection of doors first, and window second. It was originally intended that the identifier number would be congruent with the chronological order of the examples however several examples were identified much later in the study, and so the examples are only presented chronologically. The type of opening was also recorded, and the fittings on the doors and windows, however these were not given their own numbers as as these would overlap and the illustrations of the openings and fittings are included with their associated door or window.

Doors	**Examples**	**Date from**	**Date to**	**Monuments**
Ledged door	D2, D3, D5, D8, D15, D19, D20, D21, D23, D24, D25, D29, D31	1570s	1905	House, settlement, barn, piggery, kennels, metal processing site
Door with applied fillets	D3	1636	1636	Country house
Glazed door	D6, D10, D21, D32	Early-mid 18th century	c1930s	House, kennels, cinema/dance hall
Six panelled door	D11, D17, D26, D36	Late 18th century	1885	House, mining exchange, nonconformist chapel
Two panelled door	D13	1804-5	1804-5	Settlement
Ledged and braced door	D14, D38	Early 19th century	c1897	Coach house
Stable door	D8, D16, D19, D23, D38	18th century	c1897	Settlement, coach house, barn
Four panelled door	D5, D16, D22, D28, D33	1718-1730	1943	House, coach house, settlement, Wesleyan Methodist chapel, control tower
Eight panelled door	D27	1881-1885	1881-1885	Country house
Ventilator door	D30, D37	1880-1907	1880-1907	Settlement
Windows	**Examples**	**Date from**	**Date to**	**Monuments**
Mullion window	W1, W5, W14	17th century	1880-1907	House, school
Mullion and transom window	W2, W11, W15	17th century	1905	Country house, coach house
Single light window	W3, W4	17th century	17th or 18th century	Settlement
Hornless sash window	W6, W7, W9, W12	1718-30	Mid-19th century	House, country house, town house, settlement

Casement window	W8, W16, W17, W21, W22	1731-75	1907	House, corn mill, Wesleyan Methodist church
Ventilator window	W10, W20	Before 1826	1930s or 40s	Farm building
Horned sash window	W13, W14, W18, W19	c1875	Early-mid 20th century	Settlement, school, local government office
Openings	**Examples**	**Date from**	**Date to**	**Monuments**
Stone lintel	D34, D37, D30, W3, W4, W14, W15	16th century	1905	Settlement, school
Shouldered arch	D34, D35	16th century	1872	School
Four centred arch	D1	1570s	1570s	Country house
Segmental arch	D3, D5, D12, W8, W10, W11, W13, W16	1636	1905	Country house, house, bastion outwork, coach house, settlement, corn mill
Semi-circular arch	D4, D7, D9, D26, D36	17th century	1885	Farmhouse, town house, gate lodge, ,nonconformist chapel
Timber lintel	D19, D38, W1, W22	17th century	c1897	Barn, house
Transom light	D11, D16, D26, D28, D32, D36	Late 18th century	c1930s	House, coach house, mining exchange, Wesleyan Methodist church, cinema/dancehall, nonconformist chapel
Pediment	D18	1835	1835	Coastguard station
Basket handle arch	D17	1829	1829	House
Fittings	**Examples**	**Date from**	**Date to**	**Monuments**
Drop handles	D3, D15, D25, D35	1636	1872	Country house, settlement, school
Strap hinge, round finial	D5	1718-1730	1718-1730	House
HL hinge	D5, W8	1718-1730	1731-1775	House
Thumb latch	D5, D21, D23	1718-1730	Mid-19th century	House, kennels, settlement
Strap hinge, spearhead finial	D8, D19, D29, D30, D38	18th century	1880-1907	Settlement, barn, kennels
Strap hinge, irregular or no finial	D16, D24, D31, D37	Early 19th century	1905	Coach house, metal processing site
Timber slide bolt	D19, D31	1839-76	1905	Barn, metal processing site
Iron slide bolt	D20, D23, D29	c1840-1880	c1894	Piggery, settlement, kennels

Catalogue of illustrations

Doors

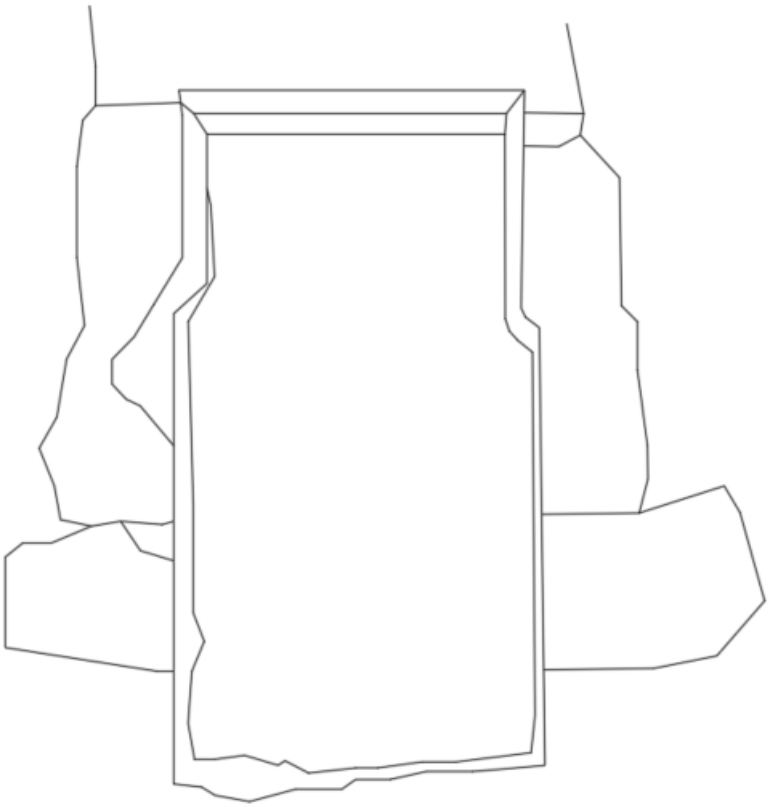

Number: D34

Type: Shouldered arch, stone lintel

Date: 16th century

Monument type: N/A

Location: St Michael's Mount

Description: A blocked 16th century shouldered door opening. The left hand side of the opening is damaged and the shoulders are unusually low. This example is from St Michael's Mount after the dissolution of the monasteries, and so is considered to have come from a domestic setting – however the Cornwall Council Historic Environment Mapping does not appear to have a record for the mount post dissolution.

References: (Berry and Thomas, 2008, p. 93), (Cornwall Council, 2025b).

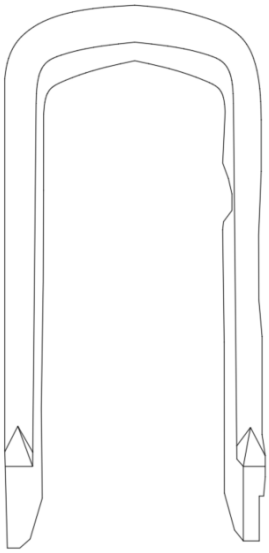

Number: D1

Type: Four centred arch

Date: 1570s

Monument type: Country house

Location: Trerice

Description: This doorway is a granite arch constructed of large pieces of carved stone. The opening is chamfered and decorated with pyramid stops. It is located internally within Trerice, an important historic house.

References: (Berry and Sturgess, 2012, p. 139), (Cornwall Council, 2025b).

Number: D2

Type: Ledged door

Date: late 16th or 17th century

Monument type: House

Location: Worthyvale Manor

Description: This unusual door is decorated with fluted pilasters attached to the door itself. It is original to the manor house but was later inscribed with the date 1703 and the initials of the new owner at that time. The illustration shows the front of the door, which is the front door of the manor house. This door is unique in this study although another similar door was located in the same building.

References: (Motley and Sturgess, 2022b, p. 32), (Cornwall Council, 2025b).

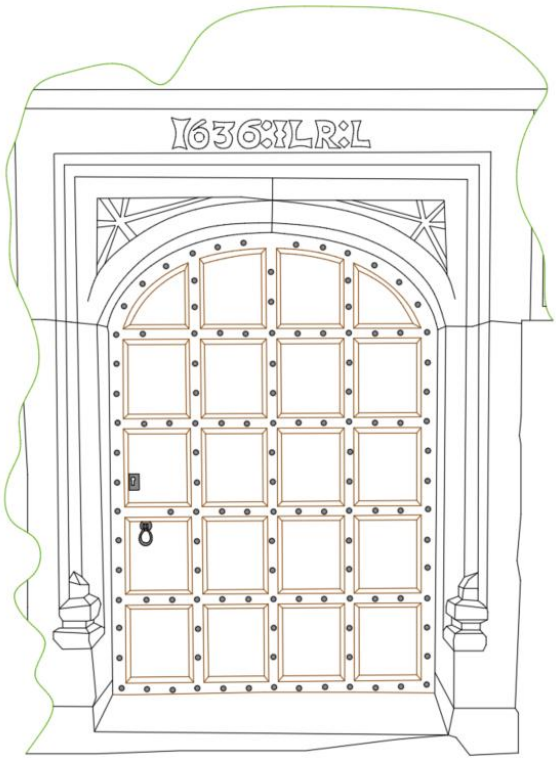

Number: D3

Type: Door with applied fillets, ledged door, segmental arch, drop handle

Date: 1636

Monument type: Country house

Location: Lanhydrock

Description: This door is an external door at Lanhydrock House, a large 17th century house which was largely rebuilt in the 19th century. It has applied fillets attached with large iron nails - it was the only door in the study with applied fillets. The opening has a segmental arch with decorated spandrels and pyramid stops. The arch itself is dated 1636.

References: (Motley and Sturgess, 2021b, p. 28), (Cornwall Council, 2025b).

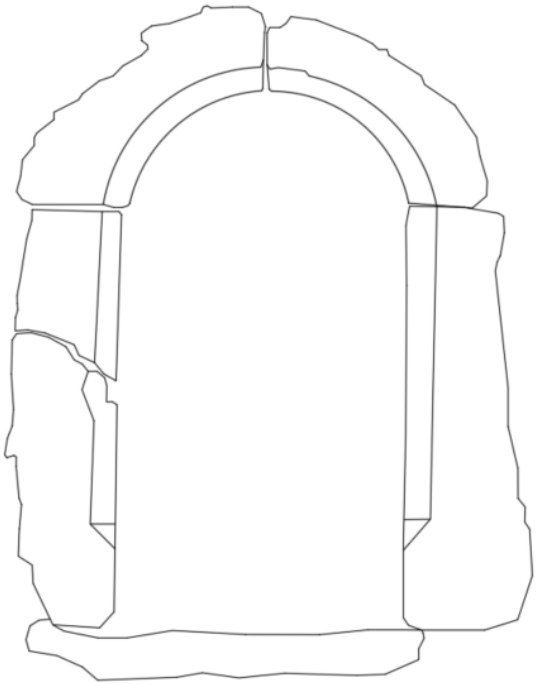

Number: D4

Type: Semi-circular arch

Date: 17th century

Monument type: Farmhouse

Location: Codda

Description: This semi-circular arch is constructed of a few large pieces of granite. It is carved with a chamfer which have straight cut stops. The view shown is the external face of the arch.

References: (Thomas, 2011, p. 28), (Cornwall Council, 2025b).



Number: D5

Type: Ledged door (rear side), four panelled door (front side, not illustrated), segmental arch, strap hinge (round finial), HL hinge, thumb latch

Date: 1718-1730

Monument type: House

Location: Antony

Description: The face of the door that has been illustrated is the rear internal face of the door. The unillustrated side has four panels and a thumb latch, and was originally an external door, but has since become an internal door with successive extensions of the building. It is the earliest example of a ledged door in this study. It is attached to its frame with both a HL hinge and a strap hinge.

References: (Motley and Sturgess, 2025a, p.112), (Cornwall Council, 2025b).



Number: D6

Type: Glazed door

Date: Early-mid 18th century

Monument type: House

Location: Port Eliot

Description: Although designated as 'house' in Cornwall Council's mapping (2025), this diminishes the importance of Port Eliot which is a large country house incorporating the remains of St Germans Priory. This is the earliest example of a glazed door and this early date is clear from its thick glazing bars. The door also has two panels beneath the glazed area which is rectangular in shape. This is an early example of part of a scheme of neoclassical architecture in Cornwall.

References: (Dudley, Motley and Sturgess, 2020, p. 59), (Cornwall Council, 2025b).



Number: D7

Type: Semi-circular arch

Date: 18th century

Monument type: Town house

Location: Chasewater

Description: This decorative door arch is typical of the 18th century and has a keystone at the apex of the arch. This opening was the front door of a house in the village of Chasewater.

References: (Sturgess, 2012, p. i), (Cornwall Council, 2025b).



Number: D8

Type: Ledged door, stable door, strap hinges (spearhead finial)

Date: 18th century

Monument type: Settlement

Location: Treswarrow

Description: This door was partially covered with boarding so its full extent could not be recorded. The ledged door is hung on strap hinges with spearheads. The face of the door that has been recorded is external facing however the photograph did not include the opening it sat in.

References: (Berry, 2010c, p. 29), (Cornwall Council, 2025b).



Number: D9

Type: Semi-circular arch

Date: 18th century

Monument type: Gate lodge

Location: Trelowarren

Description: This simple round arch is constructed of brick. It had been blocked up at the time of survey and so no door was associated with the arch.

References: (Sturgess and Terrell, 2015, p. 27), (Cornwall Council, 2025b).



Number: D10

Type: Glazed door

Date: 18th or 19th century

Monument type: House

Location: Penzance

Description: Like the earlier glazed door (D6), this door has two panels in the lower half. In the upper half there are nine glazed lights. The door also has a simple metal handle although it was not clear whether this handle was original. The photograph of the door did not include the frame and so it was not included in the illustration however it could be seen that it had a moulded architrave.

References: (Motley and Sturgess, 2020a, p. 23) (Cornwall Council, 2025b).



Number: D11

Type: Six panelled door, transom light

Date: Late 18th century

Monument type: House

Location: Port Eliot

Description: This is an internal door, and the face shown in the illustration is that facing into a hallway. This is the earliest example of a six panelled door in this study. It is enclosed in a timber frame which has a transom light that is divided into eight panes.

References: (Dudley, Motley and Sturgess, 2020, p.63), (Cornwall Council, 2025b).

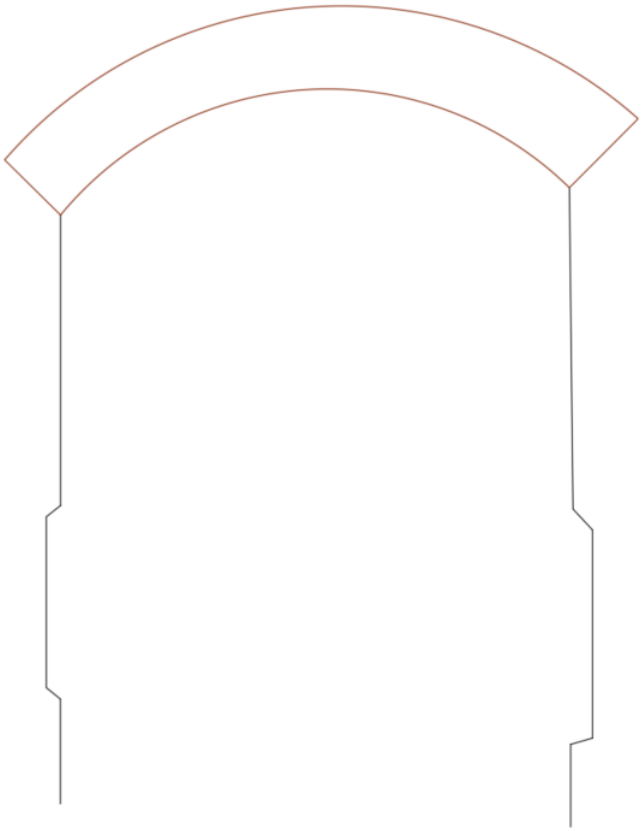

Number: D12

Type: Segmental arch

Date: c1782

Monument type: Bastion outwork

Location: Maker Heights

Description: This is the only example in the study that is from a military structure. It is a large simple brick arch, large enough to allow a vehicle to pass through. This is the internal side of the arch and probably never contained a door.

References: (Gossip, 2020, p. 57), (Cornwall Council, 2025b).

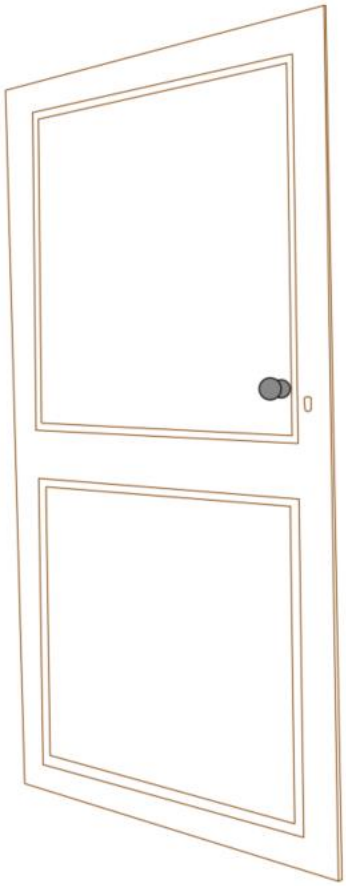

Number: D13

Type: Two panelled door

Date: 1804-5

Monument type: Settlement

Location: Keiro Veor

Description: This is an internal door from a farmhouse. It is the only two panelled door included this study. An 18th century example was seen at Antony House however there was not a photograph of sufficient quality to include it in the study.

References: (Berry and Sturgess, 2010, p. 30)**,** (Cornwall Council, 2025b).

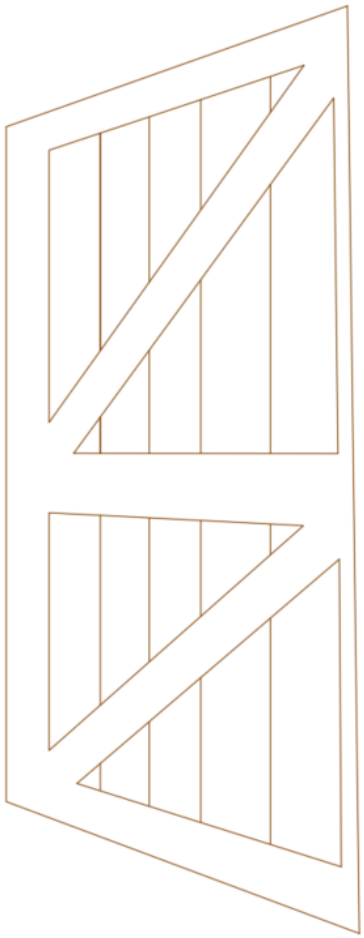

Number: D14

Type: Ledged and braced door

Date: Early 19th century

Monument type: Coach house

Location: Lezant

Description: This is the earlier example of a ledged and braced door recorded in this study. The view is of the rear of the door, a view taken from the interior.

References: (Berry, 2010b, p. 22), (Cornwall Council, 2025b).



Number: D15

Type: Ledged door (not illustrated), segmental arch, drop handle

Date: Early 19th century

Monument type: Settlement

Location: Burmsdon Farm

Description: This ledged door is unusual in that it is also a centre-fold door – the door is hinged down the middle to fold in half when opened. The illustration is of the external side of the door which was located in an agricultural building. It is situated in an opening that has a brick segmental arch and mostly brick jambs – apart from the lower quarter which is stone. The lower part of the door is a later replacement.

References: (Berry, 2011, p. 16), (Cornwall Council, 2025b).

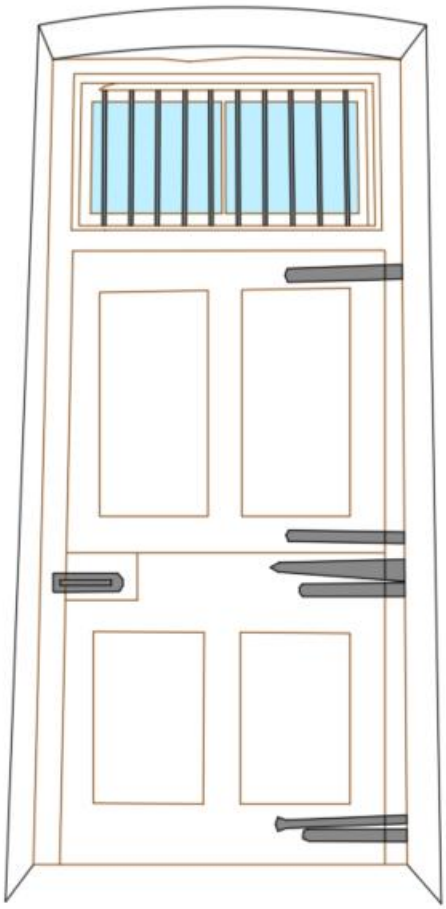

Number: D16

Type: Stable door, four panelled door, transom light, strap hinge (irregular or no finial)

Date: Early 19th century

Monument type: Coach house

Location: Lezant

Description: This four panelled door is also a stable door, which denotes the higher status of horses compared to other buildings related to animals in this study which are often ledged or ledged and braced doors. The lower door has two original hinges in addition to the new hinges present on both doors. The transom light above has a thin central mullion and iron stanchions in front. The view illustrated is taken from the internal side of the door, which is situated in a segmental arch.

References: (Berry, 2010b, p. 21), (Cornwall Council, 2025b).



Number: D17

Type: Six panelled door (as two three panelled doors), basket arch

Date: 1829

Monument type: House

Location: Port Eliot

Description: This ornate door has panelled jambs and double doors with three panels each. As the opening is not much larger than a normal door opening, it has been considered for the purposes of this study to be a six panelled door divided in two. This is the only example of a basket arch recorded in the study. The transom light or fan light is decorative and has eight panes. The door is an internal opening, the face of the door illustrated was as viewed from a staircase in the house.

References: (Dudley, Motley and Sturgess, 2020, p. 59), (Cornwall Council, 2025b).



Number: D18

Type: Pediment

Date: 1835

Monument type: Coastguard station

Location: Bude

Description: This is the only pedimented doorway recorded in this study. Unfortunately the nature of door itself is unknown as it was probably lost when the building was moved in 1881 (Motley and Sturgess 2025c, p. 18). The opening is the entrance to the coastguard station which also served as a landscape features.

References: (Motley and Sturgess, 2025c, p. i), (Cornwall Council, 2025b).

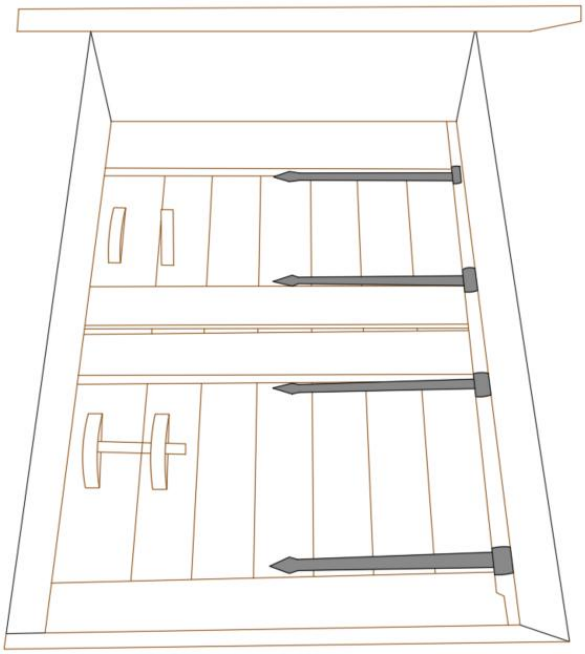

Number: D19

Type: Ledged door, stable door, timber lintel, strap hinge (spearhead finial), timber slide bolt

Date: 1839-76

Monument type: Barn

Location: Godolphin

Description: This ledged stable door which was located at first floor level has large timber slide bolts and strap hinges with spearhead finials. The view illustrated was taken from the interior of the building at ground floor level – the first floor had been removed – thus the unusual angle of the illustration. Like many agricultural building openings in the study it has a timber lintel.

References: (Motley and Sturgess, 2023b, p. 29), (Cornwall Council, 2025b).



Number: D20

Type: Ledged door (ledges not shown), iron bolt

Date: c1840-80

Monument type: Piggery

Location: Rooke Farm

Description: This unusual ledged door has two decorative pivot hinges. The door is shown from the front, which shows how ledged, and ledged and braced doors appear simply as vertical planks on the side opposite to the structural ledges and braces. The metal bolt is unusual as it slides into a block of timber within the jamb. The face of the door shown is the exterior facing side.

References: (Motley and Sturgess, 2022a, p. 15), (Cornwall Council, 2025b).

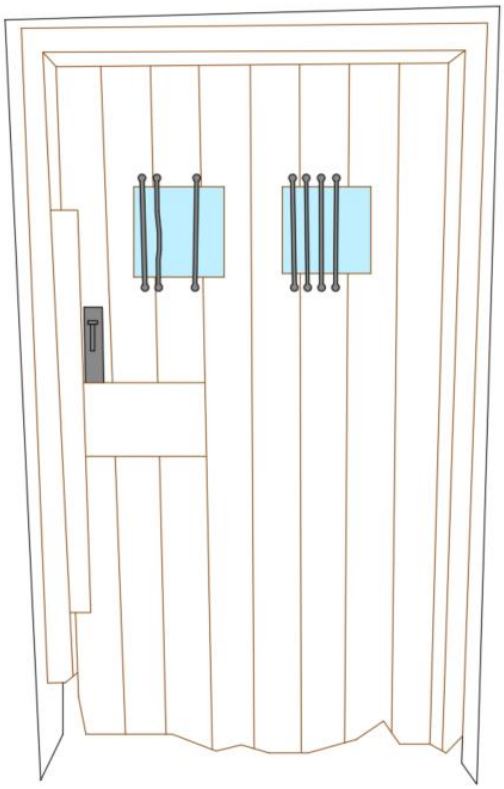

Number: D21

Type: Ledged door (ledged side not illustrated), glazed door, thumb latch

Date: c1860

Monument type: Kennels

Location: Tehidy

Description: One of two doors from this site included in the study, it has a thumb latch and two small lights with iron stanchions. This door was the entrance to the room in the kennels where food was prepared. The illustration shows the door from the exterior of the building, the ledged side of the door being on the internal side. The door is held in a timber frame.

References: (Motley and Sturgess, 2023c, p. 56), (Cornwall Council, 2025b).

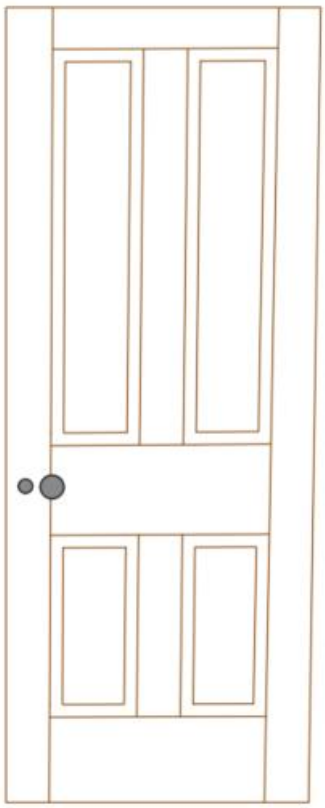

Number: D22

Type: Four panelled door

Date: Mid-19th century

Monument type: Settlement

Location: Cubert Vicarage

Description: A simple four panelled door.

References: (Parkes, 2025, p. 30), (Cornwall Council, 2025b).

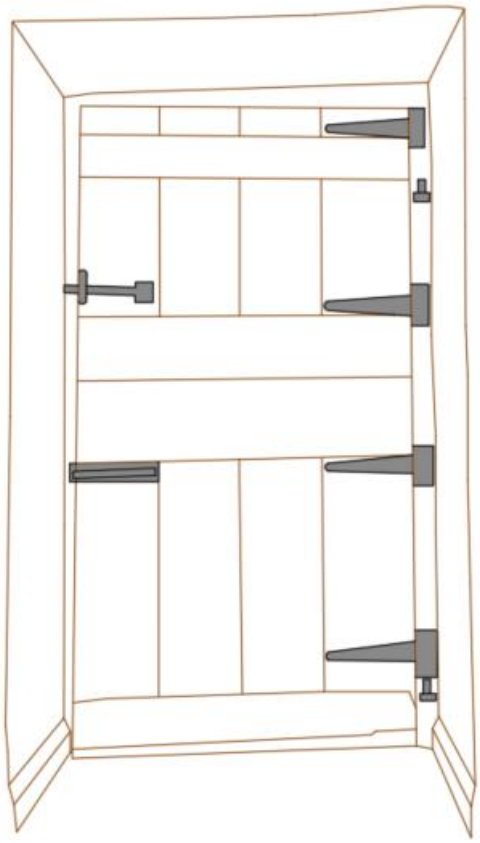

Number: D23

Type: Ledged door, stable door, thumb latch, iron bolt

Date: Mid-19th century

Monument type: Settlement

Location: Keiro Veor

Description: This door was located within a farmhouse. The view of the door that has been illustrated was taken from the interior of the building, showing the ledges. The position of the two ledges in the centre of the door and the quantity of hinges indicate that the door is or was a stable door. The strap hinges on this door are secondary replacements as indicated by the earlier pintles on the right. Therefore the straps were not included in the dataset. The door also has a thumb latch, which is on the opposite site of the door. The iron bolt is probably original but could be a later addition.

References: (Berry and Sturgess, 2010, p. 31), (Cornwall Council, 2025b).



Number: D24

Type: Ledged door, strap hinge (irregular or no finial)

Date: Late 19th century

Monument type: N/A

Location: Lower Tremail Barn

Description: This simple door is unusual in that it has a historic strap hinge on the front face of the door rather than on the reverse with the ledges. The lower half of the door was obscured with boarding.

References: (Berry, 2010a, p. 11), (Cornwall Council, 2025b).

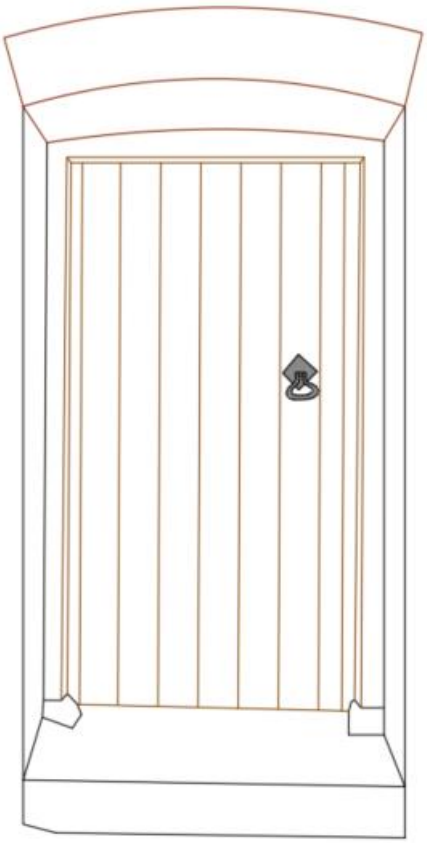

Number: D25

Type: Ledged door, drop handle

Date: 1870

Monument type: N/A

Location: Week St Mary

Description: The report does not show a photograph of the reverse of this door or describe what kind of door it is, so it has been assumed to be ledged door based on other doors shown in the report, however it is possible that the door is a ledged and braced door. The frame of this door is interesting in that it sits upon two small stone pads. It also has a decorative drop handle.

References: (Berry and Sturgess, 2012, p. 21), (Cornwall Council, 2025b).

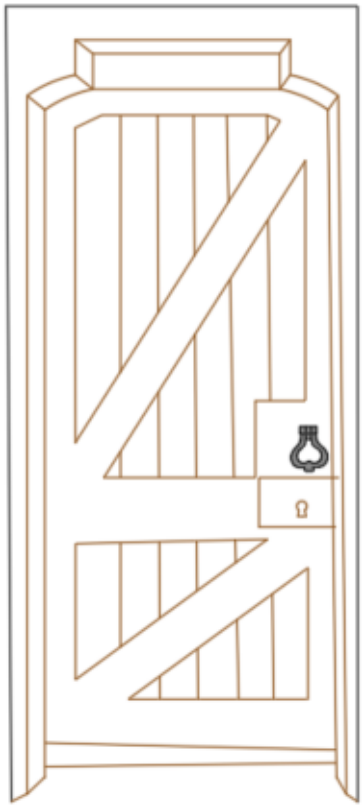

Number: D35

Type: Ledged and braced door, shouldered arch, drop handle

Date: 1872

Monument type: School

Location: St Pinnock

Description: A Victorian ledged and braced door in a timber shouldered door head, with a decorative drop handle. This view is of the interior face of an external door. The door also has a decorative drop handle.

References: (Berry and Thomas, 2008, p. 93), (Cornwall Council, 2025b).



Number: D26

Type: Six panelled door (double), semi-circular arch, transom light

Date: 1880

Monument type: Mining exchange

Location: Redruth

Description: This pair of doors are located in a wide opening and so have been considered for the purposes of this study to be two separate six panelled doors (rather than one 12 panelled door split in two). The door is situated in the façade of the former mining exchange. The arch and opening are unusually decorative with Corinthian columns in the jambs. This is indicative of the status of the building as a mining exchange. Not illustrated, a similarly dated and styled door was located in the adjacent Purser's Office. Above the door there is a large fan light or transom light which would have lit a lobby inside the building.

References: (Motley and Sturgess, 2025b, p. i), (Cornwall Council, 2025b).

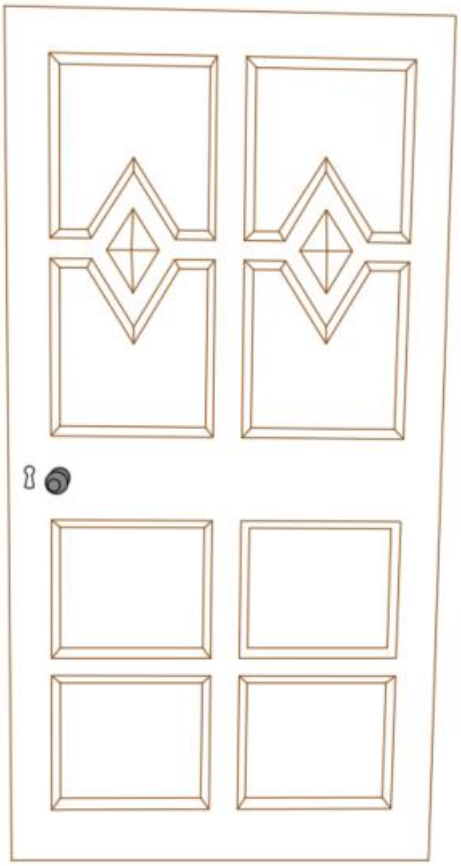

Number: D27

Type: Eight panelled door

Date: 1881-85

Monument type: Country house

Location: Lanhydrock

Description: This unusual eight panelled door has decorative diamonds between the upper panels. This door is part of the scheme of Jacobean inspired restoration at Lanhydrock in the late 19th century after the house suffered a great fire. The door connects two interior spaces.

References: (Motley and Sturgess, 2021b, p. 121) (Cornwall Council, 2025b).



Number: D36

Type: Six panelled door (as a pair of double doors), transom light, semi-circular arch

Date: 1885

Monument type: Nonconformist chapel

Location: Bodmin

Description: A pair of double doors with decorative panelling, with a fan light or transom light above protected by an iron grille, situated in a round arch. The top panels differ from the lower panels as they have less moulding and are arched at the top. This door is situated in the refronted façade of the church.

References: (Berry, 2008a, p. 20), (Cornwall Council, 2025b).



Number: D28

Type: Four panelled door

Date: 1889

Monument type: Wesleyan Methodist chapel

Location: Carharrack

Description: This simple four panel door connected the lobby of the church to the staircase which gave access to the gallery above. As there were no windows in the staircase a transom light was included above to provide a meagre amount of light from the lobby.

References: (Motley and Sturgess, 2023a, p. 29), (Cornwall Council, 2025b).

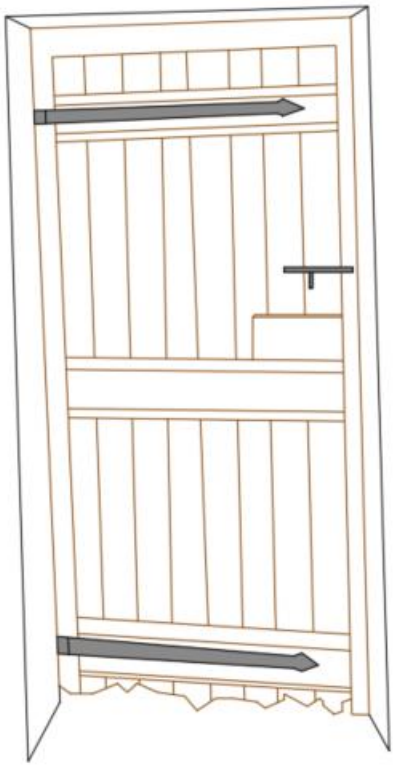

Number: D29

Type: Ledged door, strap hinge (spearhead finial), iron bolt

Date: c1894

Monument type: Kennels

Location: Tehidy

Description: This is the second door from this site that is included in the study. This exterior door was situated in one of the kennel buildings. The view is given from the interior showing the three ledges and two spearheaded strap hinges.

References: (Motley and Sturgess, 2023c, p. 56), (Cornwall Council, 2025b).

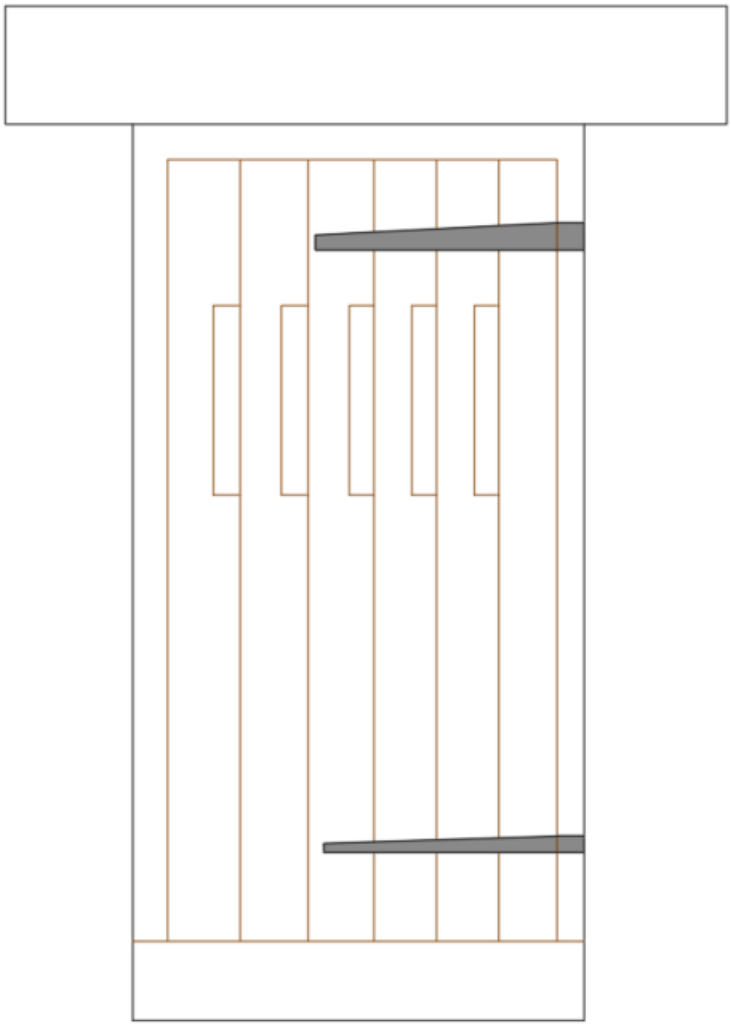

Number: D37

Type: Ventilator door, stone lintel, strap hinges (no finial)

Date: c1897

Monument type: N/A

Location: Lanivet

Description: A simple door constructed from planks with two plain strap hinges which are situated on the exterior (front) face of the door. The door was probably also a ledged door. There are five silt ventilators in the upper half of the door and the opening has a stone lintel.

References: (Berry, 2008b, p. 9), (Cornwall Council, 2025b).

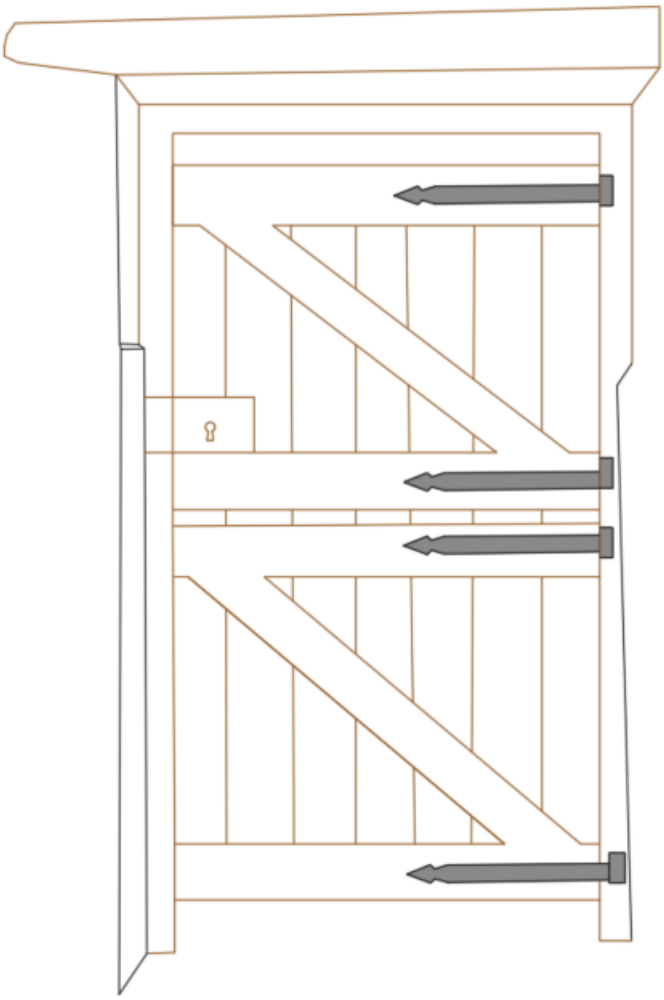

Number: D38

Type: Ledged and braced door, stable door, timber lintel, strap hinges (spearhead finials)

Date: c1897

Monument type: N/A

Location: Lanivet

Description: The view of this exterior door is given from the interior of the building, showing the rear face of the door. It is a ledged and braced stable door with spearhead strap hinges. The door has a lock enclosed in timber and a timber lintel. The door was located in an agricultural building which was not recorded on the Council's intranet mapping.

References: (Berry, 2008a, p. 10), (Cornwall Council, 2025b).

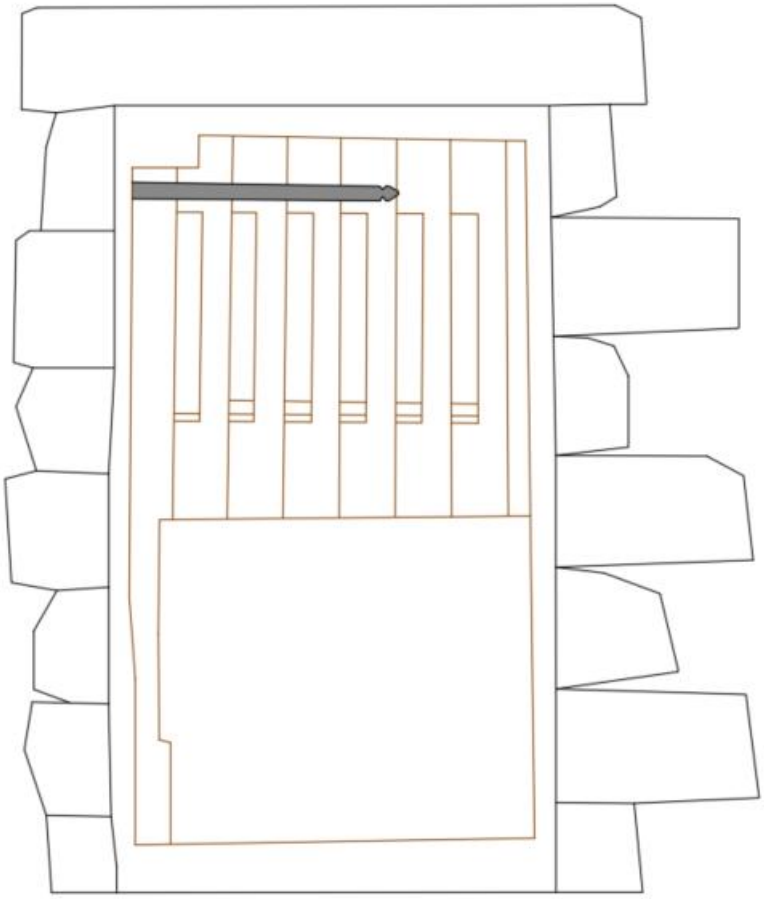

Number: D30

Type: Ventilated door/window, stone lintel, strap hinge (spearhead finial)

Date: 1880-1907

Monument type: Settlement

Location: Gillan

Description: This exterior ventilated door is shown from the exterior of the building (and so showing the front of the door). It has a single spearhead strap hinge at the top and the lower half is covered with boarding. Like the previous ventilator door (D37), the ventilators have been formed by cutting notches into the vertical planks. The opening has stone jambs and a stone lintel.

References: (Sturgess, 2011b, p. 32), (Cornwall Council, 2025b).

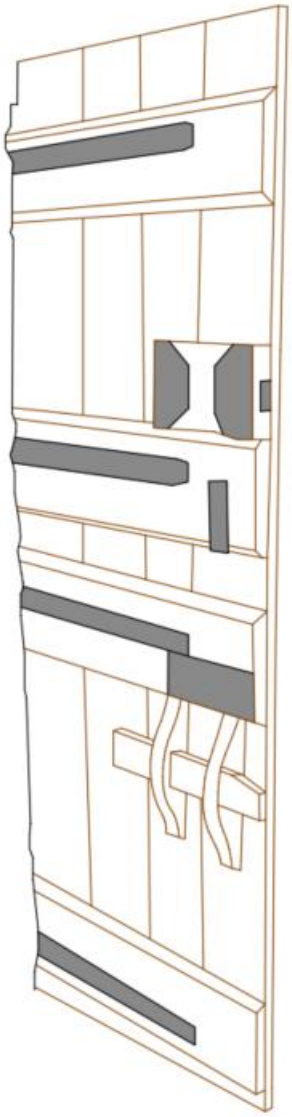

Number: D31

Type: Ledged door, strap hinge (irregular or no finial), timber slide bolt

Date: 1905

Monument type: Metal processing site

Location: Newmills

Description: This is the principal exterior door to the metal mill building, which is illustrated from the interior (rear) side. It has another example of a timber slide bolt, in addition to a large metal lock and strap hinges. The number of ledges and hinges would suggest that the door is a stable door however the report does not describe it as one.

References: (Thomas, 2012, p. 26), (Cornwall Council, 2025b).



Number: D32

Type: Glazed doors

Date: c1930s

Monument type: Cinema, dance hall

Location: St Ives

Description: This set of glazed doors were designed as a wide well-lit opening way to allow for the quantity of visitors to enter and leave this former dance hall/cinema. The side lights have panelling below and match the two middle doors.

References: (Motley and Sturgess, 2019, p. 71), (Cornwall Council, 2025b).

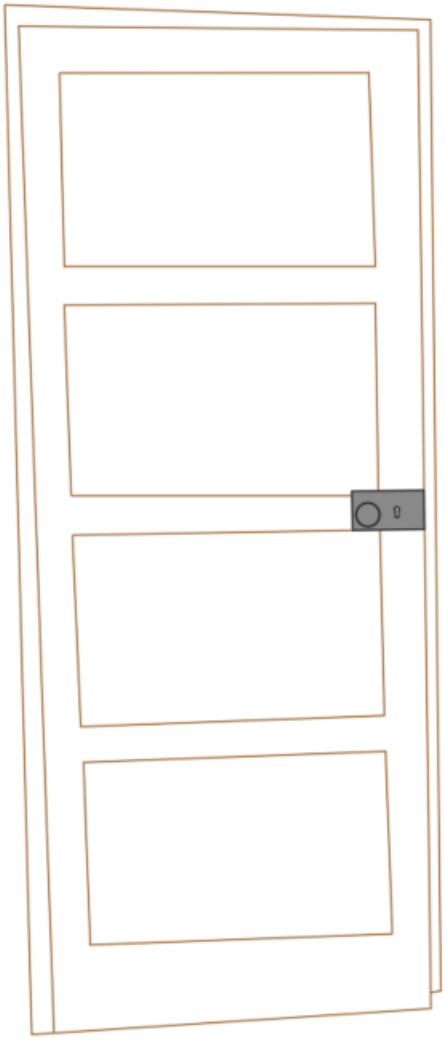

Number: D33

Type: Four panelled door

Date: 1943

Monument type: Control tower

Location: Newquay Airport

Description: This is the youngest door recorded in this study. It is a simple four panel door with a metal lock and doorknob. It is an internal door.

References: (Thomas, 2013, p. 40), (Cornwall Council, 2025b).

Windows



Number: W1

Type: Mullion window**,** timber lintel

Date: 17th century

Monument type: House

Location: Worthyvale Manor

Description: The earliest windows recorded in this study are mullion or mullion and transom windows. This is a typical example of a mullion window which has a chamfered mullion and a timber lintel. The view is given from the interior of the building.

References: (Motley and Sturgess, 2022b, p. 45), (Cornwall Council, 2025b).

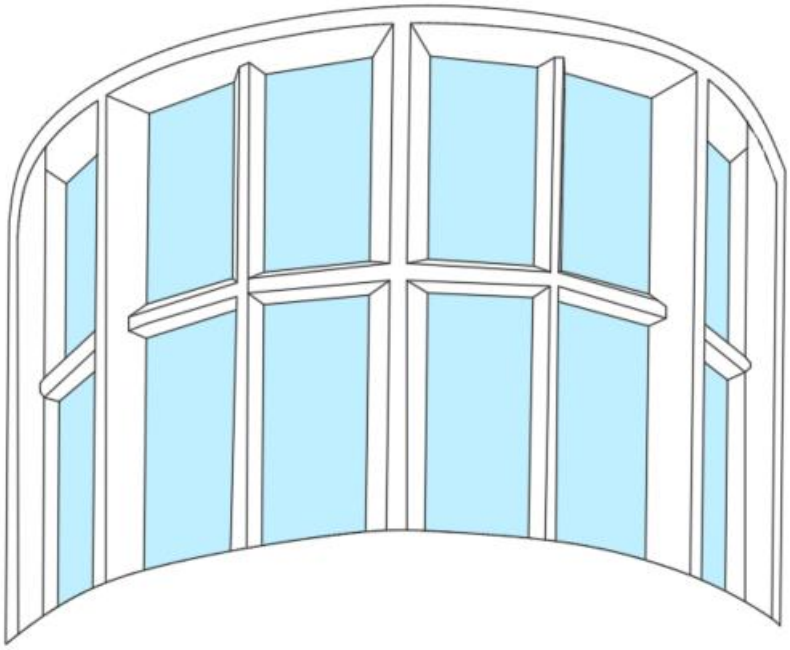

Number: W2

Type: Mullion and transom window

Date: 17th century

Monument type: Country house

Location: Trerice

Description: This unusual mullion and transom window is curved as it was inserted into a former stair turret. It has chamfered mullions.

References: (Berry and Sturgess, 2012, p. 139), (Cornwall Council, 2025b).

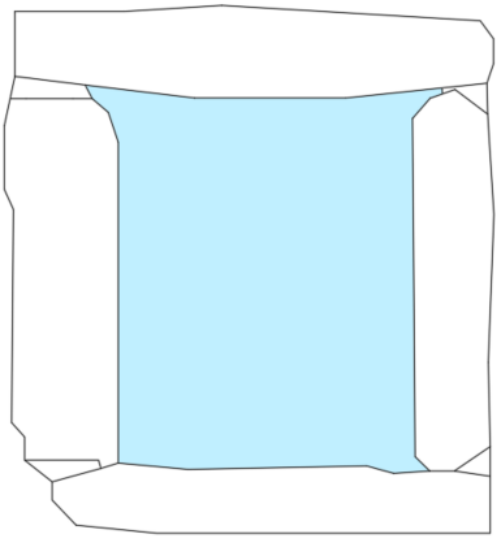

Number: W3

Type: Single light window, stone lintel

Date: 17th century

Monument type: Settlement

Location: Constantine

Description: Simple windows like this are found in buildings across Cornwall and the two examples in this study (W3 and W4) are some of the earliest recorded windows in the study. The illustration shows the exterior side of the window,

References: (Berry, 2010d, p. 25), (Cornwall Council, 2025b).

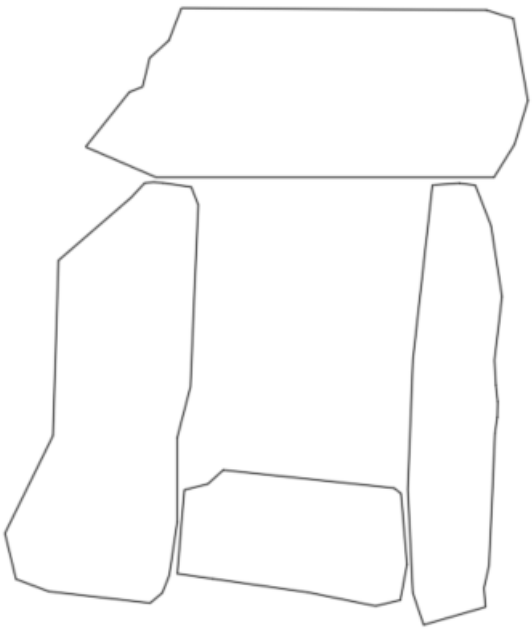

Number: W4

Type: Single light window, stone lintel

Date: 17th or 18th century

Monument type: Settlement

Location: Constantine

Description: This is another simple window constructed of four rough stones. The illustration shows the exterior side of the window.

References: (Motley, 2021, p. 10), (Cornwall Council, 2025b).



Number: W5

Type: Mullion window

Date: 1718-30

Monument type: House

Location: Antony

Description: This is the youngest mullion window in the study which would not be considered to be part of the later Victorian/Edwardian revival period. It is an interesting window in the context of Antony House, which has multi-paned sash windows at ground floor level and above (see W6), but at the basement level the building has mullion windows like the one illustrated. This suggests that the building was built at the cusp of the transitional period between the two styles of windows, and the mullion windows were used for the lower status basement rooms. This particular window that is illustrated is viewed from the exterior of the building and this particular window has been blocked.

References: (Motley and Sturgess, 2025a, p. 88), (Cornwall Council, 2025b).

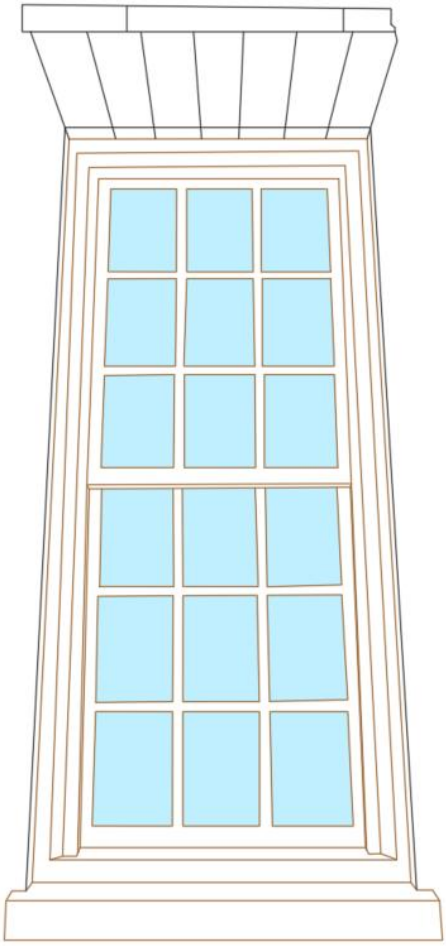

Number: W6

Type: Hornless sash window

Date: 1718-30

Monument type: House

Location: Antony

Description: Antony house is interesting in that it contains both Tudor/Jacobean styles of mullion windows (W5) in the service areas and Palladian style sash windows (W6) in the visible areas. This is the earliest sash window in the study, and has nine over nine panes. It is located on the front elevation of the house and is illustrated from the outside.

References: (Motley and Sturgess, 2025a, p. 80), (Cornwall Council, 2025b).



Number: W7

Type: Hornless sash window

Date: Mid-18th century

Monument type: Country house

Location: Restormel

Description: This is an unusual small three over three sash window. The view is given from the interior of the house.

References: (Berry, Parkes and Thomas, 2010, p. 74), (Cornwall Council, 2025b).

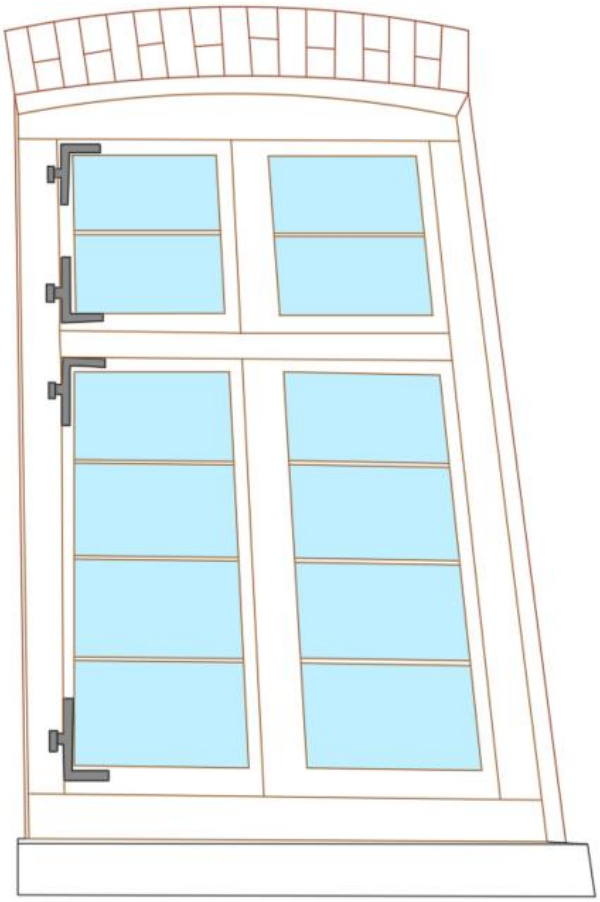

Number: W8

Type: Casement window, segmental arch, HL hinge

Date: 1731-75

Monument type: House

Location: Antony

Description: This casement window is situated in an opening with a brick segmental arch. The window has thin horizontal glazing bars but thick mullions between the windows. It has HL hinges. The view of the window is given from the exterior.

References: (Motley and Sturgess, 2025a, p. 74), (Cornwall Council, 2025b).



Number: W9

Type: Hornless sash window

Date: 18th century

Monument type: Town house

Location: Chacewater

Description: This six over six sash window has a flat arch with a keystone. The sash window does not have any horns. The view is given from the exterior of the house.

References: (Sturgess, 2012, p. i), (Cornwall Council, 2025b).



Number: W10

Type: Ventilator, segmental arch

Date: Before 1826

Monument type: N/A

Location: Enys

Description: This ventilator window was situated in a farm attached to a country house. The view is given from the exterior of the building and has a segmental arch constructed of voussoirs and a central keystone. The ventilator is constructed of timber with thin vertical mullions.

References: (Dudley and Thomas, 2016, p. 36), (Cornwall Council, 2025b).



Number: W11

Type: Mullion and transom window, segmental arch

Date: Early 19th century

Monument type: Coach house

Location: Lezant

Description: This is the earliest mullion or mullion and transom window in the study that fits into the gothic revival period. The timber mullion and transom window is situated in a segmental arch with stone voussoirs. Within the openings are multi-pane lights which are presumably casement windows. The view illustrated is given from the exterior of the building.

References: (Berry, 2010b, p. 18), (Cornwall Council, 2025b).

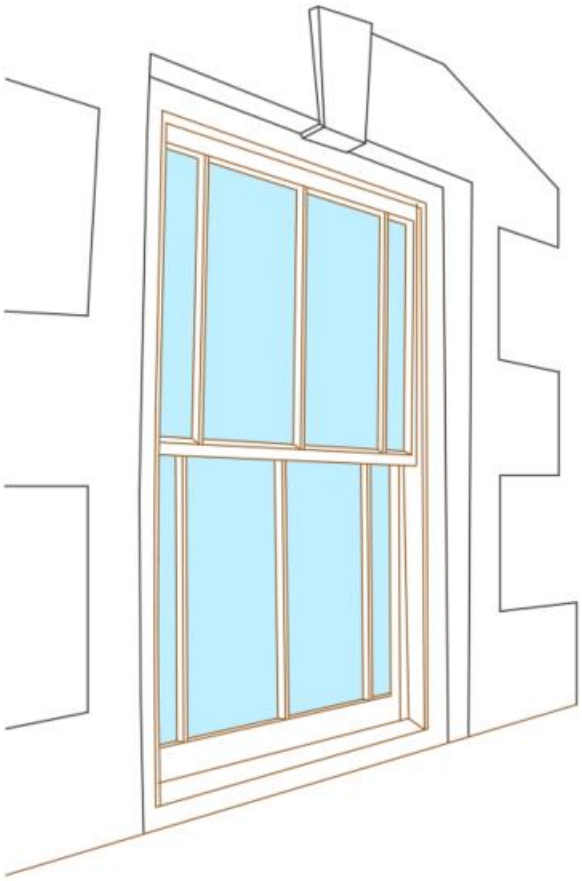

Number: W12

Type: Hornless sash window

Date: Mid-19th century

Monument type: Settlement

Location: Cubert

Description: This is the youngest sash window in the study that does not have horns. The view is given of a former exterior window from the exterior side. The window has large vertical lights divided by thin glazing bars.

References: (Parkes, 2015, p. 30), (Cornwall Council, 2025b).

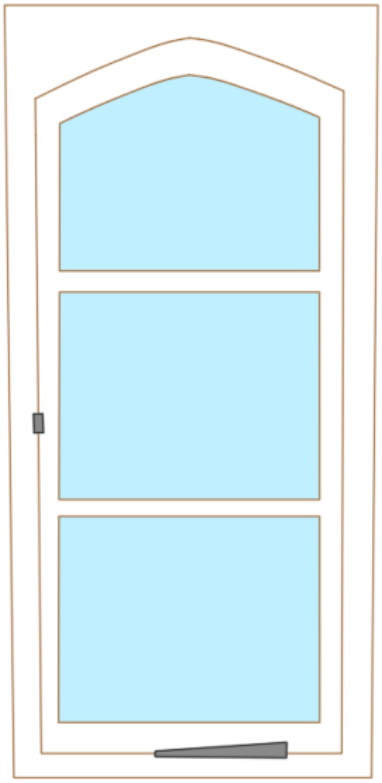

Number: W21

Type: Casement window

Date: 1840-1878

Monument type: N/A

Location: Durgan

Description: A simple casement window with a pointed top light. The view is given from the interior of the building.

References: (Thomas, 2009, p. 27), (Cornwall Council, 2025b).

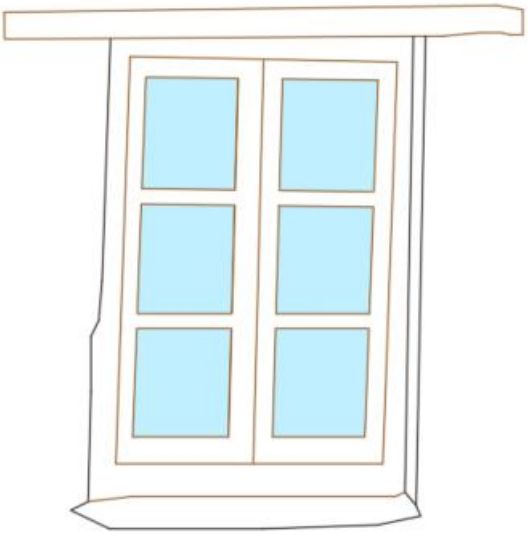

Number: W22

Type: Casement window, timber lintel

Date: 1870s

Monument type: N/A

Location: Penelewey

Description: A simple casement window with three lights in each casement. The window opening has a simple timber lintel. The illustration shows the exterior side of the window.

References: (Thomas, 2008, p. 8), (Cornwall Council, 2025b).



Number: W13

Type: Horned sash window, segmental arch

Date: c1875

Monument type: Settlement

Location: Godrevy

Description: This is the earliest sash window in the study that has horns. The two sashes are halves of a segmental arched opening which is divided by a large central mullion. The view is given from the exterior of the building.

References: (Motley and Thomas, 2020, p. 29), (Cornwall Council, 2025b).

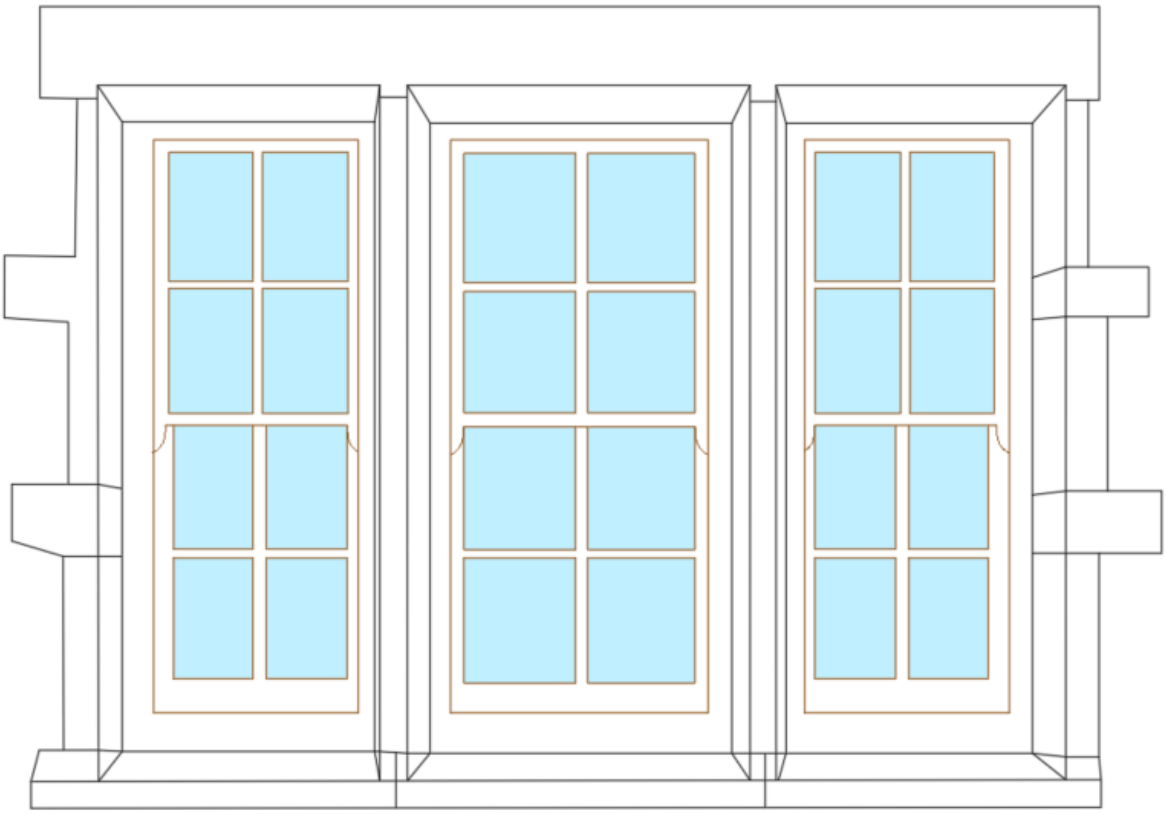

Number: W14

Type: Mullion window, horned sash window, stone lintel

Date: 1880-1907

Monument type: School

Location: Piece

Description: This window is a three light stone mullion window, each light contains a four over four sash window with horns. The mullions are chamfered. The illustration shows the exterior side of the window.

References: (Sturgess, 2011a, p. 24), (Cornwall Council, 2025b).

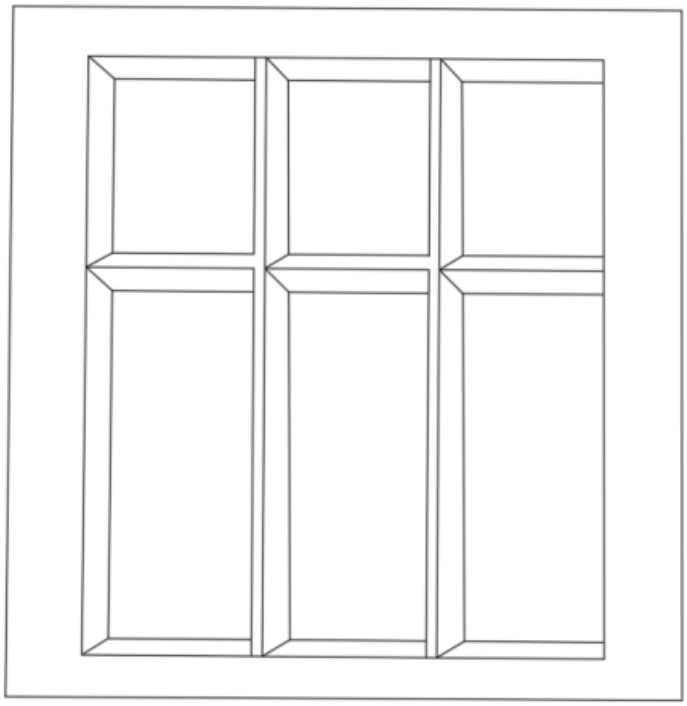

Number: W15

Type: Mullion and transom window, stone lintel

Date: 1905

Monument type: N/A

Location: St Germans

Description: This simple mullion and transom window is the youngest in the study. At the time the survey was conducted the openings were unglazed.

References: (Berry and Thomas, 2015, p. 29), (Cornwall Council, 2025b).



Number: W16

Type: Casement window, segmental arch

Date: 1905

Monument type: Corn mill

Location: Launceston

Description: An example of a simple casement window with a pointed top to the top lights. The window is contained in an opening with a segmental arch constructed of brick. The illustration shows the exterior side of the window.

References: (Thomas, 2012, p. 20), (Cornwall Council, 2025b).



Number: W17

Type: Casement window

Date: 1907

Monument type: Wesleyan Methodist church

Location: Carharrack

Description: This window is primarily fixed aside from a small casement in the top which has two main lights and three small lights in the corners. The illustration shows the exterior side of the window.

References: (Motley and Sturgess, 2023a, p. 29), (Cornwall Council, 2025b).

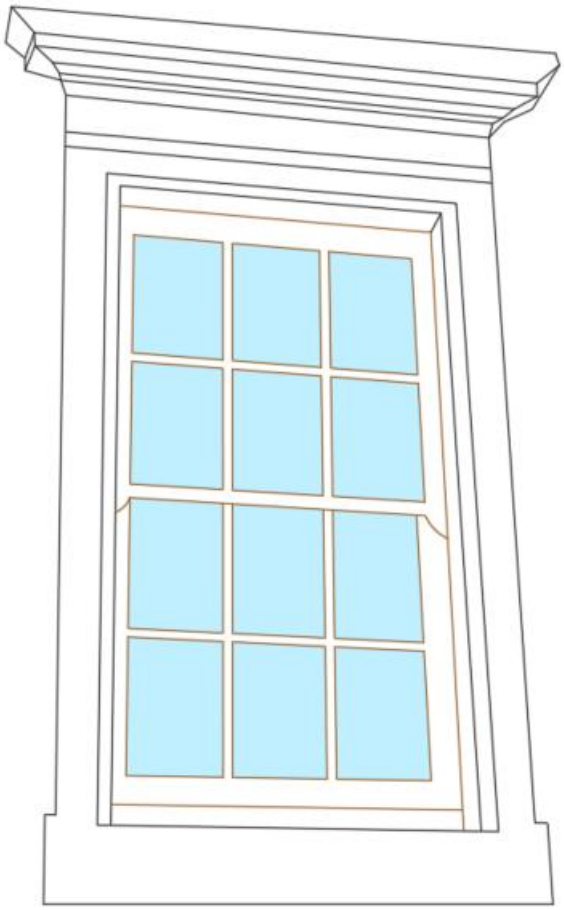

Number: W18

Type: Horned sash window

Date: 1910-12

Monument type: Local government office

Location: Truro

Description: This is an example of a typical six over six sash window with horns. The view shows the exterior side of the window which is in the front elevation of this local government building.

References: (Parkes, 2021, p. 45), (Cornwall Council, 2025b).



Number: W19

Type: Horned sash window

Date: Early-mid 20th century

Monument type: N/A

Location: Rosudgeon

Description: This is the youngest sash window in the study. It is a two over two sash window with horns, located in the front wall of a house.

References: (Motley and Sturgess, 2021a, p. 17), (Cornwall Council, 2025b).

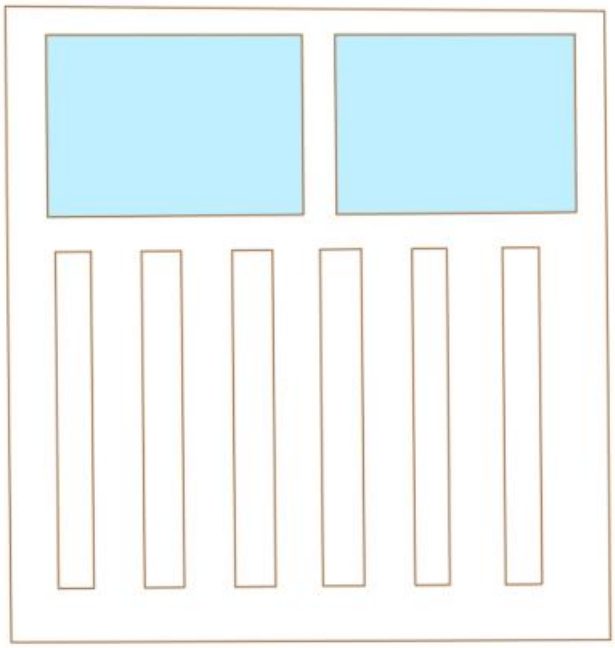

Number: W20

Type: Ventilator

Date: 1930s or 40s

Monument type: Farm building

Location: Hewas Water

Description: This simple ventilator has two glazed lights at the top and six vertical slit openings in the lower half. The window does not open.

References: (Motley and Sturgess, 2020, p. 18), (Cornwall Council, 2025b).

Analysis

Doors

Ledged doors

The most common type of door identified in the study was the ledged door, which is a door constructed of vertical planks held together with horizontal timbers or ledges (Alcock et al, 2018, p. F27). These doors are typically hung on strap hinges (discussed separately) but can also be hung on standard butt hinges (Turner, 2022), which are not visible when the door is closed. As well as being the most common type of door encountered, they are also the earliest, with one example, D2, dating from the late 16th century. Ledged doors were identified in a variety of different buildings such as domestic, agricultural and industrial. The youngest example dated from the early 20th century.

Doors with applied fillets

Only one example of a door with applied fillets was identified in the study, which dated from the early 17th century and was situated in a country house (D3). This door was also a ledged and braced door. A door with applied fillets has decorative strips of usually moulded timber attached to the front face of the door, often with iron rivets (Alcock and Hall, 1994, p. 16).

Glazed door

Glazed doors were well represented in the data set and ranged in date from the early 18th century to the early 20th century. They were found in a variety of different types of building.

Six panelled door

The examples of doors with six panels were found only in the late 18th and 19th centuries. The doors were only found in domestic and public buildings, and none in agricultural or domestic buildings.

Two panelled door

Only one door with two panels was identified in the study, which dated from the beginning of the 19th century.

Ledged and braced door

Ledged and braced doors are similar to ledged doors, however have an additional diagonal brace between the ledge giving the door additional strength (Davies and Jokiniemi, 2008, p. 217). Only one example was found in the study which dated from the early 19th century.

Stable door

Stable doors are distinct from the other types of door as they can be constructed as ledged and braced doors or as panelled doors, all of the examples of stable doors fall into two categories. The date range of stable doors was from the 18th century to mid-19th century. As would be expected with their function being to keep animals in the building while allowing for airflow, all the examples were from buildings relating to agriculture or animals (such as a coach house).

Four panelled door

The examples of doors with four panels included in the study dated from the early 18th century to the mid-20th century. They were found in a variety of buildings including domestic, farms, chapels and military.

Eight panelled door

There was only one example of a door with eight panels identified in the study which was from the late 19th century.

Ventilator door

A ventilator door is one which has unglazed apertures in it to allow for airflow. Two similar examples of ventilator doors were identified in the study and both were situated in agricultural buildings. They were able to function similarly to stable doors, allowing airflow, but also to remain locked and secure.

Windows

Mullion window

Mullion windows are the oldest type of window identified in this study, these windows are characterised by large vertical uprights known as mullions dividing the opening vertically into lights (Brunskill, 1982, p. 126). They are often constructed of stone, in the case of Cornwall usually granite, but occasionally of timber. The mullions and surrounding stones of the window are usually chamfered or moulded. The oldest example in the study was 17th century and the latest was late 19th or early 20th century. Brunskill (1982, p. 126) states that mullion windows originate "in the medieval period but continuing, at the vernacular level almost until the 18C". Excluding the examples in this study that date from the revival period, the examples of mullion windows all date from the 17th and 18th centuries, supporting this statement.

Mullion and transom windows

Mullion and transom windows are similar to mullion windows but also have a horizontal bar or transom across the opening, usually in the upper part of the window. The examples of these windows identified in the research appear to be congruent in date with the simpler mullion windows, dating from the 17th century to the early 20th century.

Single light window

A single light window is similar to a mullion window but, as the name suggests has a single light, usually made of stone – and therefore there are no mullions. The stone can be rough or chamfered. The examples in this study were 17th and 18th century in date.

Hornless and horned sash window

Earlier sash windows are made without horns, which were later added for strength when it became possible to create larger panes of glass; and therefore requiring fewer glazing bars (Pickles et al, 2017, p. 17). Historic England states that horns were added to windows from the 1830s (Pickles et al, 2017, p. 17). However the examples collected in this study show that in Cornwall sash windows without horns persisted slightly later until the mid-19th century.

The sash windows with horns that were identified in this study were congruent in date with the hornless examples, with the earliest dating from the late 19th century and the youngest to the mid-20th century.

These dates indicate that the change from horned to hornless occurred in the mid-late 19th century, which is slightly later than the 1830 date given by English Heritage.

Casement window

A casement window is one which opens on hinges on one side. The examples in this study dated from between the mid-18th century and the early 21st century and were located in a variety of different buildings.

Ventilator window

A ventilator window is one which has unglazed openings to allow for the flow of air. The two examples in this study dated from the early 19th century to mid-20th century. They were both situated in farm buildings.

Openings

Stone lintel

Simple stone lintels were represented over a very broad period, from the 16th century until the early 20th century. This shows that this is one of the most common and spatially broad features recorded in this study.

Shouldered arch

Shouldered arches are arches which have "arcs in each corner and a flat centre or lintel" (Pevsner, 2010, p. 115). They are;

Typical of the late fifteenth and early sixteenth centuries. They are to be found in many parts of the country, particularly in the south-west around Dartmoor (Brown, 1982, p. 265)

Two examples were identified in this study, the earliest was also the earliest doorway identified in the study (D34), dating from the 16th century and was situated on St Michael's Mount. The other arch (D35) was much later dating from the late 19th century and situated in a school.

Four centred arch

A four centred arch is one "with four arcs, the lower two curving inward more than the upper, with a blunt central point, typical of late medieval English architecture" (Pevsner, 2010, p. 62). Only one example of a four centred arch was identified during the study, which dated from the late 17th century and was situated in a country house.

Like the change between horned and hornless sash windows, the example in this study from Cornwall postdates the period stated in established literature.

Segmental arch

A segmental arch is one which is "an arch whose curve forms part of a circle smaller than a half circle" (Jenkins, 2014, p. 43). Segmental arches were the most commonly identified type of arch in the study. They were found in a wide variety of different buildings and dated from the early 17th century to early 20th century.

Semi-circular arch

A semi-circular arch is an arch that is "formed in a semi-circular shape" (Jenkins, 2014, p. 29), i.e. an arch which is half of a circle. The examples identified in this study ranged from the 17th century to the late 19th century. They were identified in a variety of different types of building.

Timber lintel

The simple timber lintels recorded in the study dated from the 17th century to the late 19th century. This slightly shorter spatial spread than the stone lintels may be because earlier timber lintels have not survived, and from the late 19th century the availability of bricks may have led to bricks being used in preference to timber.

Transom light

The transom light is a glazed light situated above the transom bar of a door and below the arch (Harris, 2005, p. 1010). They can be a variety of shapes, usually influenced by the shape of the arch above and may also be known as a fan light, which are typical of Georgian architecture (Pevsner, 2010, p. 60). The transom lights identified in this study were found to date from between the late 18th and early 20th centuries. They were situated in a wide variety of building types.

Pediment

Only one opening with a pediment was identified in the study and dated from the early 19th century. A pediment is a "formalised gable derived from that of a classical temple; also used over doors, windows etc." (Pevsner, 2010, p. 94).

Basket handle arch

A basket handle arch is one which is "composed of a succession of circumferential arches tangent to each other and with the support" (Alcayde *et al*, 2019). Only one basket arch was identified in the study which dated from the early 19th century.

Fittings

Drop handles

Drop handles are handles which are

> Fastened through the door to the latch on the other side … this fastener operates like a split pin, passing through the back-plate, through a hole in the door and then through the latch itself (Hall, 1999).

Four drop handles were identified in the study and varied in date from the mid-17th century to the late 19th century. They were found in a variety of different types of building.

Strap hinge

Strap hinges are the most common type of hinge that can be easily identified due to their size, whereas other types of hinge may remain hidden from view. They are prominent forms of ironwork that often have decorated finials and exist from the medieval period onwards (Hall, 1999). There can be a variety of different finials on strap hinges, in this study, the hinges mostly had spearhead finials, one example of a round finial was identified and several examples where the finials were an irregular shape, had no finial or perhaps had corroded and were no longer identifiable. The spearhead finials identified in this study skewed slightly earlier than the irregular finials, beginning at the 18th century, and both types had examples up to the early 20th

century. The hinges with irregular or no finials were found from the early 19th century to the early 20th century. The single round ended hinge dated from the early 18th century. The hinges were primarily found in non-domestic buildings.

HL hinges

These hinges are so named because the shape of the hinge resembles the letters HL. The L part of the hinge adds extra support to the top and bottom of the door or window. Hall (1999) states that the hinges were common on internal doors in the late 17th and 18th centuries. Two examples were found, both situated in a house and both dating to the 18th century, and so congruent with the dates stated in literature.

Thumb latch

The thumb latch

> Is a device... operated by pressing the thumb downwards onto a thumb press attached to the end of a lift bar which pierced the door. This action lifted a latch bar... from a catch attached to the door frame (Pulsifer, 1980, p. 34).

Pulsifer separates thumb latches into two types; Suffolk latches and Norfolk latches. Suffolk latches have a handle which is directly attached to a door and originate in the 18th century. The Norfolk latch has a handle attached to a rectangular metal plate and originates in the 19th century (Pulsifer, 1980, p. 34). In this study one thumb latch (D5) was of the Suffolk type and dated from the early 18th century. The two remaining examples (D21 and D23) were of the Norfolk type and dated from the mid-19th century. Therefore the three examples in this study followed the same pattern of dating that Pulsifer stated (1980, p. 34). The latches were found in a variety of types of buildings.

Timber and iron slide bolts

A slide bolt is "an elongated bar or rod... attached to the door, which slid into a keeper... attached to or morticed into the door frame" (Pulsifer, 1980, p. 35). Bolts made of timber were found exclusively in non-domestic buildings in a date range from the mid-19th century to the early 20th century. Iron bolts were also only found in non-domestic buildings and all examples that appeared to be original to the door dated from the 19th century.

Conclusion

This research has collected and presented a wide selection of features in terms of the time covered. Some of the results are further discussed here.

Panelled doors

The number of panels on doors can be shown, according to this research, to cover the following periods;

Two panelled doors: early 19th century

Four panelled doors: early 18th century to mid-20th century

Six panelled doors: late 18th century to early 20th century

Eight panelled doors: late 19th century

This shows that, at least in this dataset, four panelled doors are both the oldest and youngest types of panelled door encountered. The panelled doors were also found in domestic and public buildings and not in agricultural buildings which generally have more utilitarian doors such as ledged doors.

Most common features

The feature that spanned the greatest period of time were ledged doors, which dated from the late 16th to early 20th century, mullion and mullion and transom windows which spanned the 17th to early 20th century, and timber lintels which spanned the 16th to early 20th century. Drop handles were also well represented from the mid-17th to late 19th century.

Oldest and youngest features

The oldest features encountered were from the 16th century and were; ledged doors, stone lintels, shouldered arches and four centred arches. There were many more younger features encountered which dated from the first half of the 20th century and these were four panelled doors, closely followed by ventilator doors, transom lights, glazed doors, casement windows, ledged doors, mullion and mullion and transom windows, stone lintels, segmental arches, strap hinges and timber slide bolts.

Suggestions for further research

This study, because of time constraints, has been limited to recording dated doors and windows in archaeological reports undertaken by Cornwall Archaeological Unit. The study focussed on reports produced after English Heritage's (now Historic England's) building recording guidance produced in 2006. The dataset could be further expanded in a future study by including older reports by Cornwall Archaeological Unit, and by including reports produced by other contractors. The research presented here could easily be expanded upon by adding to the dataset in the future as successive reports are completed by the Unit.

It would also be beneficial to further expand the types of features that are included in the dataset. Particularly, it would be very helpful for the purpose of dating buildings to include panelling, include a more detailed interrogation of fittings such as locks, handles and fasteners. A major exclusion from this dataset are staircases which can be very helpful in dating buildings, roof trusses which can also be reliably dated as well as fireplaces.

Bibliography