Cymraeg mewn Ymarfer Proffesiynol 2

Welsh in Professional Practice 2

2024-25

Prifysgol Cymru
Y Drindod Dewi Sant
University of Wales
Trinity Saint David

Yr Athrofa
Centre *for* Education
Addysg i Gymru | Education for Wales

www.athrofa.cymru

Peniarth.cymru
RHAGOR iaith
CANOLFAN GWASANAETHAU CYMRAEG
WELSH LANGUAGE SERVICES CENTRE

BA2 - Darlith 5

Cynllunio Gwers

Planning a Lesson

mari.powell@uwtsd.ac.uk

Nod ac Amcanion

Aims and Objectives

Peniarth.cymru | Rhagor iaith | Canolfan Gwasanaethau Cymraeg | Welsh Language Services Centre

- **Mae hi'n amser cofrestru!**

  It's registration time!

- **Adolygu**

  Revision

- **Cynllunio gwers**

  Planning a lesson

Mae hi'n amser cofrestru!

It's registration time!

Mae hi'n amser cofrestru!

Edrychwch arna i!

Look at me!

Eisteddwch, bawb!

Sit down, everyone!

Gwrandewch yn ofalus, blant!

Listen carefully, children!

Bore da, bawb!

Mae hi'n amser cofrestru!

Prynhawn da, blant!

Ydy ... yma heddiw?

Is ... here today?

Yma!

Here!

Sut wyt ti heddiw?

Absennol!

Absent!

Mae hi'n amser cofrestru!

Pwy sy'n absennol heddiw?

Wyt ti eisiau cinio ysgol neu frechdanau?

Pa ddydd ydy hi heddiw?

Which / What day is it today?

Dydd lau

ydy hi heddiw.

Ydy hi'n ddydd lau heddiw?

Is it Thursday today?

Ydy, mae hi'n **dd**ydd lau heddiw.

Nac ydy, dydy hi ddim yn **dd**ydd lau heddiw.

Pa fis ydy hi?

Which / What month is it?

Mis **Tachwedd** **ydy hi.**

Ydy hi'n fis Tachwedd?

Is it October?

Ydy, mae hi'n fis Tachwedd.

Nac ydy, dydy hi ddim yn fis Tachwedd.

Pa dymor ydy hi?

Which / What season is it?

Hydref **ydy hi.**

Beth ydy'r dyddiad heddiw?

Dydd Sul
Dydd Llun
Dydd Mawrth
Dydd Mercher
Dydd Iau
Dydd Gwener
Dydd Sadwrn

Ionawr
Chwefror
Mawrth
Ebrill
Mai
Mehefin
Gorffennaf
Awst
Medi
Hydref
Tachwedd
Rhagfyr

				1af y cyntaf	**2il** yr ail	**3ydd** y trydydd
4ydd y pedwerydd	**5ed** y pumed	**6ed** y chweched	**7fed** y seithfed	**8fed** yr wythfed	**9fed** y nawfed	**10fed** y degfed
11eg yr unfed ar ddeg	**12fed** y deuddegfed	**13eg** y trydydd ar ddeg	**14eg** y pedwerydd ar ddeg	**15fed** y pymthegfed	**16eg** yr unfed ar bymtheg	**17eg** yr ail ar bymtheg
18fed y deunawfed	**19eg** y pedwerydd ar bymtheg	**20fed** yr ugeinfed	**21ain** yr unfed ar hugain	**22ain** yr ail ar hugain	**23ain** y trydydd ar hugain	**24ain** y pedwerydd ar hugain
25ain y pumed ar hugain	**26ain** y chweched ar hugain	**27ain** y seithfed ar hugain	**28ain** yr wythfed ar hugain	**29ain** y nawfed ar hugain	**30ain** y degfed ar hugain	**31ain** yr unfed ar ddeg ar hugain

Dydd Iau, Tachwedd y seithfed.

Trafod y tywydd... *Discussing the weather...*

Sut **mae**'r tywydd heddiw?
Mae hi'n **w**yntog.

Amser Presennol
Present Tense

Sut **oedd** y tywydd ddoe?
Roedd hi'n braf.

Amser Gorffennol
Past tense

Sut **bydd** y tywydd yfory?
Bydd hi'n bwrw eira.

Amser Dyfodol
FutureTense

Ydy hi'n gymylog heddiw?

Is it cloudy today?

Ydy, mae hi'n gymylog heddiw.

Nac ydy, dydy hi ddim yn gymylog heddiw.

Mae hi'n amser cofrestru!

1. *Greet the class*
2. *It's registration time!*
3. *Is ..... here today?*
4. *How are you?*
5. *The Date*
6. *The Weather (today, yesterday, tomorrow)*

Rhif	Pwy?
1	Amy
2	Jacob
3	Zoe
4	Lara
5	Hannah
6	Polly
7	Dominic
8	Emily
9	Josh
10	Marli
11	Storm
12	Amelia
13	Tilly
14	Kelly
15	Hazel
16	Beau

Mae hi'n amser adolygu!

It's time to revise!



Cymraeg

Saesneg

Llythrennedd

Literacy

Mathemateg

Rhifedd

Numeracy



Gwyddoniaeth

Daearyddiaeth

Hanes

Cerddoriaeth

Celf

Addysg Gorfforol

Addysg Grefyddol



Technoleg Gwybodaeth



Ffrangeg

Sbaeneg

Almaeneg

Wyt ti'n hoffi ... ?



Ydw.

Ydw, dw i'n hoffi...

Nac ydw.

Nac ydw, dw i ddim yn hoffi...

Wyt ti'n hoffi ... ?



Ydw.

Ydw, dw i'n hoffi...

Nac ydw.

Nac ydw, dw i ddim yn hoffi...

Pa wers wyt ti'n hoffi ... ?

Which lesson do you like ... ?

Dw i'n hoffi ...



Pa wers dwyt ti ddim yn hoffi ... ?

Which lesson don't you like ... ?

Dw i ddim yn hoffi ...



Cynllunio Gwers

Planning a lesson

Trafodwch... *Discuss...*

Meddyliwch am un Maes Dysgu a Phrofiad a thrafodwch beth sy'n gwneud gwers dda.

Gallwch drafod gwers ddysgoch chi neu wers a welwyd yn cael ei haddysgu. Rhannwch eich syniadau a lluniwch restr ar gyfer adrodd yn ôl.

Choose one Area of Learning and Experience and discuss what makes a good lesson.

You can discuss a lesson you taught or a lesson you saw being taught.
Write a list and share your ideas with the class.

Trafodwch... *Discuss...*

Mae cynllunio ffocws iaith clir yn berthnasol i wersi Ieithoedd, Llythrennedd a Chyfathrebu'n unig.

Ydych chi'n cytuno?

Planning a lesson with a clear language focus is only relevant for Language, Communication and Literacy lessons.

Do you agree?

It is possible to plan a language focus for any lesson. Consider ...

- Which language pattern supports the aim of the lesson (in any Area of Learning and Experience), e.g. key words, question and answer patterns, sentence starters, extended writing, etc?
- Is there a language focus for every task?
- What is the structure of the lesson, (i.e. how to reach the final aim of the lesson)?
- How will you differentiate within the lesson?

Pa fethodolegau caffael a datblygu iaith fydd fwyaf addas i'r wers?

Which language acquisition pedagogy is more suitable for your lesson?

- Which warm up activities will you include in your lesson?
- Are there listening / speaking / reading / writing tasks?
- Which tasks will you include in your lesson?
- Will you be using language drills? How?
- Which language games will you use?
- Do you need a Language Mat?

Trafodwch... *Discuss...*

Faint ohonoch chi sydd wedi cynllunio gwers mewn unrhyw Faes Dysgu a Phrofiad (ac eithrio Maes Dysgu a Phrofiad Ieithoedd, Llythrennedd a Cyfathrebu) sydd â ffocws iaith clir?

Rhannwch.

How many of you have planned a lesson, in any Area of Learning and Experience, (except for Language, Communication and Literacy) which has a clear language focus?

Share your ideas.

Edrych ar Gynlluniau Gwersi *Looking at Lesson Plans*

- Look at the following Lesson Plans
- Discuss:
  - content
  - the language focus
  - teaching and learning activities
  - Language Acquisition Methodology
- What is the purpose of the Language Mat if there is one?

Cynllun Gwers *Lesson Plan*

Blwyddyn: 3
Year: *3*

Maes Dysgu a Phrofiad:
Y Celfyddydau Mynegiannol
Area of Learning and Experience:
Expressive Arts

Amcan y wers:
Aims of the lesson:
- Complete a task by listening and understanding commands in Welsh

Gwybodaeth flaenorol:
Previous knowledge:

- Colours in Welsh
- Question pattern: **Pa liw ydy'r ...?**
- It is St David's Day on March the 1st and the national Welsh flower is a daffodil

Adnoddau: *Resources:*

- paent *paint*
- papur *paper*
- brwshys paent *paint brushes*
- cennin pedr go iawn *a real daffodil*
- cardiau fflach *flashcards*

Geirfa allweddol: *Key vocabulary:*
- **paent** *paint*
- **papur** *paper*
- **brwshys paent** *paint brushes*
- **cennin pedr** *daffodil*
- **blodyn** *flower*
- **deilen** *leaf*
- **dail** *leaves*
- **coesyn** *stem*

Ffocws Iaith: *Language Focus:*
- Pa liw ydy'r ...?
- Commands in Welsh, e.g. Edrychwch yn ofalus... / Gwisgwch ... / Rhowch... / Dewiswch... / Sylwch / Cymysgwch ... / Peintiwch ... / Golchwch...

Gweithgareddau Addysgu a Dysgu:
Teaching and Learning Activities:

- **Beth ydy hwn?** *(What is this?)* Look at the daffodil and learn the different parts in Welsh (see vocabulary)
- Language drill: use flash cards to learn the different parts of the daffodil
- Follow step by step instructions to paint a picture of a daffodil
- Questions to ask:
  Pa liw ydy ...?
  Beth wyt ti'n wneud?
  (What are you doing?)

Cynllun Gwers *Lesson Plan*

Blwyddyn: 3/4
Year: *3/4*

Maes Dysgu a Phrofiad:
Mathemateg a Rhifedd
Area of Learning and Experience:
Mathematics and Numeracy

Amcan y wers: *Aims of the lesson:*
- Using prepostitions to learn about numbers on the 100 square
- Using the 100 square to add, subtract and multiply

Gwybodaeth flaenorol:
Previous knowledge:
- Able to count from 1-100 in Welsh
- Able to name numbers from 1-100 in Welsh
- Recognise question patterns
- Understand how to add, subtract and multiply

Adnoddau:
Resources:
- 100 square for every learner
- Classroom objects or soft toys
- Pocket dice including the prepositions which are on the Language Mat
- Mat Iaith *(Language Mat)*

Geirfa allweddol / Ffocws iaith:
Key vocabulary / Language focus:
Arddodiaid *(Prepositions)*:
  - **uwchben** *above*
  - **ar ôl** *after*
  - **cyn** before
  - **o flaen** *in front*
  - **o dan** *under*
  - **tu ôl** *behind*
- Patrwm cwestiwn: **Pa rif sydd uwchben 8?**
- Soft mutation after 'Pa' when asking a question, e.g. **Pa rif sydd cyn rhif 20?**
- Differentiated questions for the other groups: Faint ydy __ adio __?
  Faint ydy __ tynnu __?

Gweithgareddau Addysgu a Dysgu:
Teaching and Learning Activities:
- Using language drills to teach and learn the prepositions by singing or moving
- Use various objects in the classroom e.g. a clock, and ask, e.g. **"Ble mae'r cloc?" "Mae'r cloc uwchben y silff lyfrau."**
- Various toys could also be hidden around the classroom before asking where they are to practise using the prepositions
- Use the Language Mat and pocket dice which include the prepositions to practise the question and answer, e.g. **"Pa rif sydd ar ôl 25?" Mae rhif 30 ar ôl 25."**
- Individual task: Read mathematical questions, e.g. **"Faint ydy 19 tynnu 2?"** and use the 100 square to find the answers

Sgwâr Cant

Cwestiwn: **Pa rif sydd _____ 25?**
Pa rif sydd cyn 25?

Ateb: **Mae rhif 20 cyn 25.**

uwchben

cyn / o flaen

o dan

1	2	3	4	5	6	7	8	9	10
11	12	13	14	15	16	17	18	19	20
21	22	23	24	25	26	27	28	29	30
31	32	33	34	35	36	37	38	39	40
41	42	43	44	45	46	47	48	49	50
51	52	53	54	55	56	57	58	59	60
61	62	63	64	65	66	67	68	69	70
71	72	73	74	★	76	77	78	79	80
81	82	83	84	85	86	87	88	89	90
91	92	93	94	95	96	97	98	99	100

ar ôl

tu ôl i'r seren

Cwestiynau mathemategol:

Faint ydy __ adio __ ? +

Faint ydy __ tynnu __ ? −

Cynllun Gwers *Lesson Plan*

Blwyddyn: 4
Year: *4*

Maes Dysgu a Phrofiad:
Gwyddoniaeth a Thechnoleg
Area of Learning and Experience:
Science and Technology

Amcan y wers: Suddo neu arnofio?
Aims of the lesson: *Sink or float?*

Gwybodaeth flaenorol:
Previous knowledge:

- That objects are made of different materials
- That objects can be heavy or light

Adnoddau:
Resources:

- Different objects: a pebble, a marble, plastic bottle, piece of paper, a stick, an elastic band, spoon, straw, paper clip, pencil, leaf, etc
- A see-through water tub

Geirfa allweddol: *Key vocabulary:*

- suddo *sink*
- arnofio *float*
- enwau'r adnoddau yn Gymraeg: carreg, marblen, potel blastig, darn o bapur, brigyn, band elastig, llwy, gwelltyn, clip papur, pensil, deilen, tegan…

Ffocws Iaith: *Language Focus:*

Introduction: **Beth ydy hwn / hon?**

During the activity:
Ydy'r _____ yn arnofio? *Is the _____ floating?*
Ydy'r _____ yn suddo? *Is the _____ sinking?*
Answer: **Ydy / Nac ydy**

Gweithgareddau Addysgu a Dysgu:
Teaching and Learning Activities:

- Introduce new vocabulary through drilling: repeat, repeat, repeat, by using flash cards and different voices (to keep interest) - "**Beth ydy hwn / hon?**"
- Give each pupil an object or a card (on the card will be a name of one object). Ask them to find their partner (object + name of object)
- Ask them to predict if their object is going to float / sink? "**Ydy'r _____ yn mynd i suddo neu arnofio?**" Answer: **Suddo / Arnofio**
- In groups, pupils do the experiment to find out if their predictions were correct. The pattern should be repeated each time: "**Ydy'r _____ yn arnofio / suddo?**" - "**Ydy / Nac ydy**"

Cyn gwneud yr arbrawf
(rhagfynegi)

Ydy .... yn mynd i suddo?
Ydy .... yn mynd i arnofio?

Before the experiment
(predict)

carreg	marblen	potel blastig	papur	brigyn	band elastig
llwy	clip papur	deilen	pensil	tegan	gwelltyn
					

Ar ôl gwneud yr arbrawf
(canlyniad)

Ydy .... yn suddo?
Ydy .... yn arnofio?

After the experiment
(result)

Cynllun Gwers *Lesson Plan*

Blwyddyn: 4/5
Year: *4/5*

Maes Dysgu a Phrofiad:
Mathemateg a Rhifedd
Area of Learning and Experience:
Mathematics and Numeracy

Amcan y wers: *Aims of the lesson:*

Using 'Sawl?' and 'Faint?' question patterns to learn more about 2D shapes

Gwybodaeth flaenorol:
Previous knowledge:

- Can name 2D shapes
- Understand that shapes can be feminine or masculine nouns

Adnoddau: *Resources:*

- Flash cards / Powerpoint
- Fly swatters
- A ball
- Pocket dice including the prepositions which are on the language mat
- Mat Iaith *(Language Mat)*

Geirfa allweddol / Ffocws iaith:
Key vocabulary / Language focus:

- Learn the difference between the questions '**Faint?**' a '**Sawl?**' whilst learning more about 2D shapes
- 'Sawl' must be used at the beginning of questions that includes a singular noun e.g. Sawl **ymyl** sydd gyda'r triongl?
- 'Faint' must be used at the beginning of questions that includes a plural noun e.g. Faint o **gorneli** sydd gyda'r seren?
- Soft mutation after the preposition '**o**'.

Gweithgareddau Addysgu a Dysgu:
Teaching and Learning Activities:

- Revision task: Use flash cards or pictures on a Powerpoint to drill the different shapes
- Play *'Splat'* by showing pictures of shapes on the whiteboard and using fly swatters. The learner that chooses the correct shape first will win!
- Pass a ball around the class as a language drill to teach and learn the question patterns: Sawl dosbarth sydd yn yr ysgol? Faint o **g**adeiriau sydd yn y dosbarth? Sawl ymyl sydd gyda'r triongl? Faint o **g**orneli sydd gyda'r seren?
- Pair/Group work: Use the Mat iaith and pocket dice which includes the shapes to practise asking 'Sawl?/Faint?'

Siapiau 2D

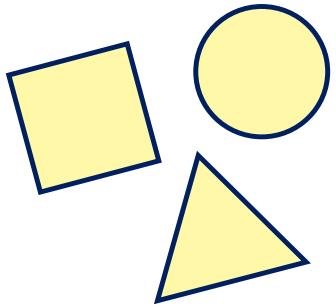

Sawl ...?

Sawl **cornel** sydd gyda'r .....?

Bydd angen defnyddio 'Sawl ...?' wrth ddefnyddio enwau **unigol**.

Faint...?

Faint o **gorneli** sydd gyda'r .....?

Bydd angen defnyddio 'Faint o ...?' wrth ddefnyddio enwau **lluosog**.
*Cofiwch am y **treiglad meddal** ar ôl '**o**'

Sgwâr	**Triongl** 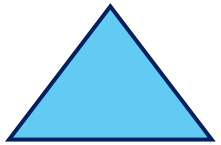	**Pentagon**	**Hecsagon** 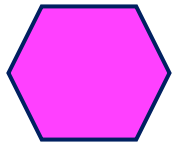
Heptagon 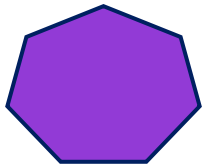	**Octagon** 	**Seren**	**Petryal**

Geirfa allweddol	
Unigol	**Lluosog**
cornel (b)	corneli
ochr (b)	ochrau
ymyl (b/g)	ymylon

Gwaith pâr *Pair work*

- In pairs, choose an Area of Learning and Experience
- Plan a lesson which has a clear language focus
- Remember to revise previous language patterns
- Remember to use language acquisition pedagogy, e.g. language drills, singing, listening tasks, games, pair work, group work, etc…
- Do the pupils need a Language Mat? Plan and prepare the mat.

Cynllun Gwers *Lesson Plan*

Blwyddyn: *Year:*	**Maes Dysgu a Phrofiad:** *Area of Learning and Experience:*	**Amcan y wers:** *Aims of the lesson:*
Gwybodaeth flaenorol: *Previous knowledge:*	**Geirfa allweddol / Ffocws iaith:** *Key vocabulary / Language focus:*	**Gweithgareddau Addysgu a Dysgu:** *Teaching and Learning Activities:*
Adnoddau: *Resources:*		

Ardderchog, bawb!

★

Hwyl fawr!