Student Name: Seren May Willicombe

P Number: 200592

Programme of Study: Photography in the Arts

Module: M4X01684

Poetic Image



For this project I read an edited version of The Waste Land by T.S. Elliot (Elliot, T.S. and North, M (ed), 2001). This book Has notes and research about the poem which has helped me to gain a better understanding of the poem and T.S. Elliot as a whole. I decided to focus on one sentence from the poem that I found the most interesting. I used cottonwool and LED lights inside a white box with some extra lighting on some images. I edited the photographs using photoshop to create the final four images. I wanted the lights to be breaking the surface of the cottonwool to represent that there always a lot more under the surface than what we can see and a lot of the time it is something wonderful. I used a different colour in every photograph because different



colour provokes different emotions, even different shades of the same colour provokes different emotions. I also wanted to create the feeling of warmth like the quote from the poem that I chose suggests warmth and warm emotions and colours.

Cinematic Image

When I was studying A level media, we studied the first episodes of two tv series the bridge (*The Bridge*, 2011) and hinterland (*Hinterland*,2013) but I did go on to watch all three seasons of hinterland on Netflix. Both shows are in the genre of Nordic noir, which is the style that I wanted my cinematic image to be. I wanted the images to be in the style of a crime drama which is what these two series are. These two tv series are the main inspiration for my cinematic image. I used direct



flash from my camera and then edited the photographs using photoshop. I photographed features of different peoples faces and edited the photograph of the eye a bit differently than the others, I had taken a photograph of

an old nightlight that was in my house and combined it with the image of the eye. I did this to the photograph of the eye because the eye is what we use to view everything, and we often manipulate what we see so I manipulated the eye itself. The photograph of the eye is the main focus out of all the photographs, but it is not the biggest, there for it needed something to pull the attention of the audience, this is another reason why I edited the photograph of the eye a bit more than the others.

Collaborative Image

For the Collaborative Image I had plans to work with my sister who does digital art, and we were going to combine both our styles but unfortunately, she was too busy with her own schoolwork to collaborate with me, there for I had to rethink what I was going to do. In the end I decided to collaborate with my mother to create a collection of photographs of her and my dad. My mother decided where she wanted me to take the photographs and how she wanted to be represented. She would tell me when she was ready for me to take the photos of her and my dad, my dog even joined in because he was not getting everyone's attention. My mother did not want a lot of her face to be showing in the images, so we experimented with different angles that show a small amount of her face or none of her face. I listen to my mother about how she wanted the photographs to be edited, she only wanted a small amount of editing done to the images and she also wanted them in black and white. Most of the time when we were taking the photographs my mother told me just to photograph at random moments to catch their natural emotions rather than forced emotions and this technique worked the best, so the final photographs are all photographs that were taken at random moments apart from the photograph of my dog because it takes time to get him to sit still. All the photographs had to include my mother and most of them had to include my father as well, there is only one photo without either of them and that is the one of my dogs because my mother wanted one of just him and he

wanted to be the centre of attention therefor I had to take many photographs of just him to make him and my mother happy, but I am also happy with how the photographs turned out.

Network Image

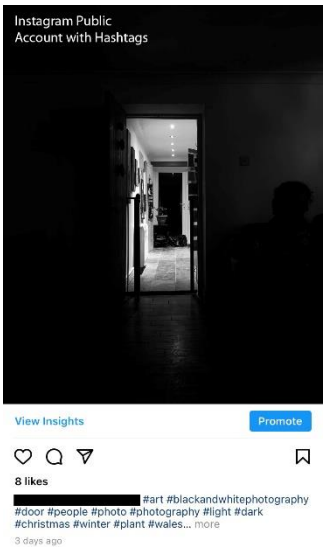

For the network image I researched into hashtags. I looked through different hashtags on Instagram and compare them with the likes that the images got. Hashtags all work the same on every social media, but it is how the users of the social media platforms interact with hashtags on the platforms is what matters most. From my images I have concluded that hashtags work best on a public Instagram account and I even gained a follower from a public post with hashtags on Instagram and had more engagement from other accounts. Hashtags also help you gain more likes on a public post on twitter, but Facebook is different, hashtags do not help public posts on Facebook to gain likes and I think this is because Facebook uses a targeting technique depending on your interests rather than using hashtags. When you use hashtags on a private Instagram and Facebook posts you will not get as many like as you would on a post without hashtags, this is because only people who already follow you can see the post/ image and are less likely to like a post with hashtags. The photographs that I used are a mixture of old and new photos and some photos were taken on a DSLR camera and some on my phone and normally my photos have a meaning and a reason why I had taken the photograph, but for the purpose of this task the reason for the photographs is just aesthetic because I wanted the hashtags and the people who view the photographs to create their own narrative for the photographs. The photographs also had no description on the post because I did not want influence those who view my photographs in anyway, it had to be their decision whether to like the photographs or not.

Bibliography

Elliot, T.S and North, M (ed). (2001) *The Waste Land*. A Norton Critical Edition. New York, W.W. Norton & Company.

Television Programme

Hinterland (2013) S4C, 29 October.

The Bridge (2011) SVT1, 21 September