Research in John Dillwyn Llewelyn and Exhibition Record

YANYAN DAI(Diane)
2000210

I. **FIRST STEP: INTERNET RESEARCH**(all information copy from Penllergare website)

Their vision of design and planting has become known as 'the picturesque' style and was much favoured by landowners in early Victorian Britain.

Gone were the days of the rural idyll as exemplified by Lancelot 'Capability' Brown and his followers; now nature was seen (and more importantly 'experienced') as something wilder, informal, less predictable and more gothic.

Nature was viewed as a succession of vistas, like 'pictures', (emulating those of the painters, Poussin and Claude) and designed to stimulate both the senses and the emotions.

At Penllergare, John Dillwyn Llewelyn exploited the natural beauty of the site and created an ornamental park of great variation and mood that he stocked with a rich assortment of trees and shrubs, native and exotic plants. During the 19th century the plant collectors were bringing back rare species from all over the world and Penllergare was a happy beneficiary.

The Upper Lake

It had three islands, a decorative rose-covered shanty used as a boathouse and a variety of water lilies planted along the margins.

The Kitchen and Walled Garden

Most substantial estates had walled gardens to provide the house with fresh fruit and vegetables throughout the year.At Penllergare the kitchen and walled gardens covered five acres and contained the outer (hedge surrounded) forcing and plant houses, frame-yard, melon ground, gardener's house and bothy; while the inner garden, protected by high stone walls, was laid out in quarter beds divided by gravel walks.

Espalier and pyramid shaped fruit trees grew alongside the paths while against the walls peach trees were trained. With the help of many glasshouses the season for all fruit was prolonged.

Vegetables and soft fruit were grown in the quarter beds with another area devoted to growing flowers for the house. Set into the walls were potting and storerooms and the stoves that controlled the elaborate heating system.

The Orchid HouseOrchid House Penllergare

In the middle of the walled gardens John Dillwyn Llewelyn created his unique orchideous house. Since 1835 he was developing a great interest in the cultivation and display of orchids and in 1836 he wrote to his father:

"The Stove (heated greenhouse) has a great promise all know that. The back of the stove which I

had left unfinished I have now determined on glazing – It will be only small and entirely given up to Orchis – 100 degrees of heat and an atmosphere saturated with water, is the enjoyment I promise myself and my pets – I intend them to flower there and to rest after the exertion in a dryer and cooler place".

I. STEP 2:EXHIBITION DISCUSSION

At the beginning, our group decided to take some photos in different parts of John. As John was a botanist and Penllergare was his kindom, I decided to take some landscape photography. But as a participation part in this situation, I considered to put something which can represent myself in the photos. Thus, I found a mirror (10cm x 6cm).

II. STEP 3:PHOTOS TAKEN

I went to Penllergare, put my mirror in different places such as water, trees, mud, stones. Let it reflecting to the brunches in the sky, which portray some beautiful curves and shapes. I took a photo of my shoes, which I came out a idea, why not do a exhibition like following John? I am in his kingdom, he is touchable, though he lived in a long time ago. Then I can let everyone come to his kingdom without visiting this park.

III. COLLODION PROTRAIT PRINTING

As John was a photographer and took a photo of the moon, we used an ancient photo printing

process named Collodion to make our portrait, which was an echo for John’s works.





IV. STEP 4:EXHIBITION INSTALLATION

The exhibition has two parts, one is our mirror forest, another is our favorite images which took in that park.

When I told my idea about to make a mirror forest, Karen approved that and she picked some of her beautiful photos in black and white color to make backdrops. And when we put these on the boards, the gaps between each photos combine like windows.

I put my works on backdrops with mirrors beside. They react each other, also react audience.



Mirrors are able to reflect various light and color in exhibition place. It can also be interacted with audience who walk in this place. Different time has different light, different people with different moods. Mirrors give more diversities to this exhibition.



V. PERSONAL THOUGHTS

I am so glad that I am able to have an exhibition experience during studying abroad period. Thanks to my group members and everyone who gave me suggestions and supports! We had suffered many difficulties in preparing and arranging this exhibition. The most difficult part for us is to come up with an idea which connect everyone's works together. But in the end, we solved this problem and the result is awesome. Communication is significant. I want to thank Karen very much, she leaded me into this exhibition and gave me so many recommendations and helps! It's a unforgettable memory in Swansea!