# Documentary Practise Research Document

**Student Name: Lucy Beckett**

**P Number: 2000251**

**Programme of Study: Documentary Practise**

**Module: M4X0631**

**Documentary Practise Lecturers Name: Ryan Moule**

## Astrid Jacomme- https://www.instagram.com/instant_astridjacomme/

This was a photographer that really inspired my cinematic image project, I initially struggled to think of an idea that could display a narrative whilst also being creative. At first, I tried working with my digital camera, but I found that the images did not come out as well as I hoped. After being inspired by Jacomme's work I decided to take my photos for this section with my Polaroid camera. I loved the look her photographs have and the way she often creates a narrative through the way she exhibits her photographs in sequences. Something else that caught my attention was her use of different types of Polaroid film which alter the colours or levels in each of the photographs, this is something that I would like to experiment with further in my own work as. So far, I have only used one type of colour film and I think a lot of playing around could result in some really good projects. The subjects in her photos are often ordinary which also helps with the idea of narratives as it leaves people wondering why she chose to take the particular photograph and what may be happening.

# Anthony Luvera- http://www.asocialpractice.com/anthony-luvera/

Luvera was a photographer that inspired both me and Sarah during our collaborative image project as he is an artist who does assisted self-portraits. One of his biggest projects *Photographs and Assisted Self Portraits* explored the ideas of creativity and ethics as he photographed with the homeless. This was something that really interested me as I had never really considered how people may feel when I am photographing them for my projects and any consequences there be of that. Something else he does when doing his self-assisted photographs is that he gets the participants to fill out a form before their pictures, this will include anything they would particularly like in the photograph or any creative ideas they may have. This is something that we decided to do within our own project, and this was very beneficiary to my work as it helped our subjects to define how they wanted their photographs and express their feelings about the project. I am very glad that we came across this artist as I think the forms were a key part of the project ( I have inserted two of our forms below).

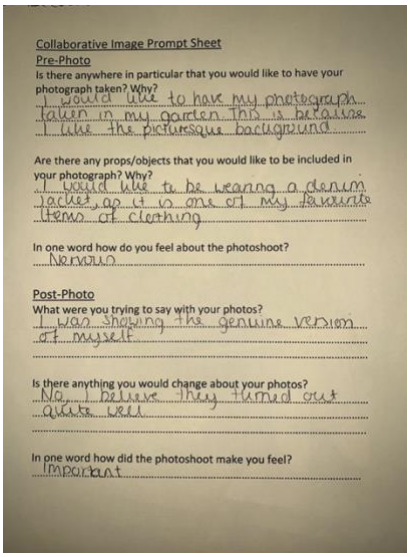

Collaborative Image Prompt Sheet

Pre-Photo

Is there anywhere in particular that you would like to have your photograph taken? Why?

I would like to have my photograph taken in my garden. This is because I like the picturesque background.

Are there any props/objects that you would like to be included in your photograph? Why?

I would like to be wearing a denim jacket, as it is one of my favourite items of clothing

In one word how do you feel about the photoshoot?

Nervous

Post-Photo

What were you trying to say with your photos?

I was showing the genuine version of myself

Is there anything you would change about your photos?

No, I believe they turned out quite well

In one word how did the photoshoot make you feel?

Important

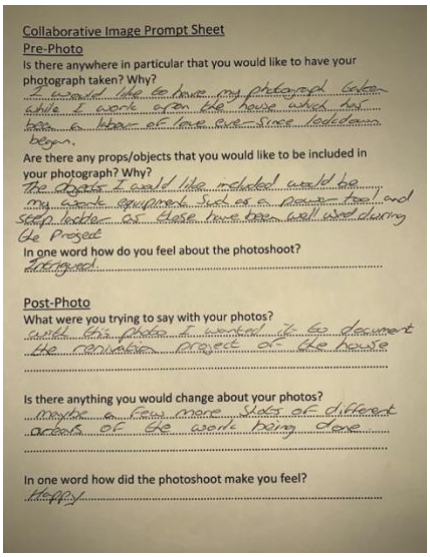

Collaborative Image Prompt Sheet

Pre-Photo

Is there anywhere in particular that you would like to have your photograph taken? Why?

I would like to have my photograph taken while I work upon the house which has been a labour of love ever since lockdown began.

Are there any props/objects that you would like to be included in your photograph? Why?

The objects I would like included would be my work equipment such as a power tool and step ladder as these have been well used during the project

In one word how do you feel about the photoshoot?

Intrigued

Post-Photo

What were you trying to say with your photos?

With this photo I wanted it to document the renovation project of the house

Is there anything you would change about your photos?

maybe a few more shots of different areas of the work being done

In one word how did the photoshoot make you feel?

Happy

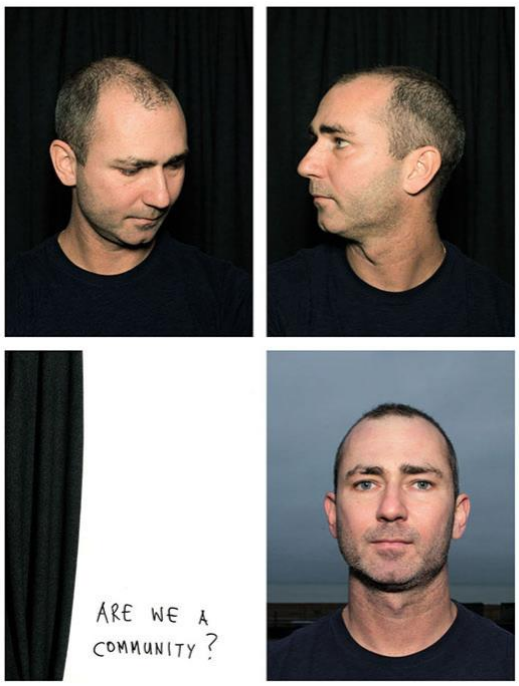

**Emmet Gowin- http://www.artnet.com/artists/emmet-gowin/**

Gowin was inspirational to me for the poetic image as I loved the style of his black and white portraits and also how different lighting can be seen throughout his work. I think that the combination of these two techniques gives the pictures quite a mysterious and eery feeling to them which is something I think really compliments the idea of a poetic image. The use of things like light trails and smoke within the images create a sense of texture which is something that inspired me to reproduce this in my own way using shadows and plants. I think adding things like these into photographs allows for new shapes and patterns to be formed within images. Portraiture photography is something I enjoy doing and I think the work of Gowin shows some really beautiful examples of what can be done with portraits. Motion blur is also something that I noticed within his work which is something I find interesting as some people may see this as a flaw in a photograph however I think it is something that can be used to your artistic advantage if it is done well.

# Evaluation

This has been a module that I have often found quite challenging however it is one I have also enjoyed. It has forced me to work in ways and styles that I have not worked with before and I think has helped me to develop my practise. I enjoyed having the chance to be quite experimental with how I could make my work fit each particular brief and I think as a result I have produced some interesting outcomes. My favourite section of this module was either the poetic image or the collaborative image. I enjoyed the poetic image as I felt I could be quite creative with it and I also got to work on my self-portraiture skills. Self-portraiture is something I have only started working with recently and therefore I like to take the opportunity to do it when I feel it fits the theme of the project I am doing. Additionally, I liked that this section was in response to a poem as it gave me a very loose starting point which I could then take in any direction I thought worked well for me. I have not done much work in response to a given material, but this is something I think I would like to practise further within my work.

The collaborative image was also something I enjoyed as it gave me chance to work with one of my fellow course mates which was a fun experience and a good way to get to know each other even better. The practise of working with my subjects and considering how they felt about being



photographed also really opened my eyes to the power I have with my photography. This is something I believe I will take forward with me through the rest of my work as it really surprised me how little I had previously considered how people may feel when being photographed. It was also fun to collaboratively edit each other's photos and this is something I have never had the opportunity to do before. My least favourite section of this project was the networked image as I found it quite uninspiring and difficult to get into to begin with. This project took me quite a while to think of an idea I thought was good enough, I think this was because it is quite a vast and open topic where there are many ways, I could interpret it. I am happy with the work I produced at the end of it and therefore I did enjoy this section to an extent, and I did enjoy the challenge as I feel this will help me to develop my work further. Overall, I think this module has massively helped me to refine and develop my photography skills as I have been challenged by the responses I have had to produce. The short time periods each section has had to complete the work in has meant I have had to be efficient and concise with my methods which I think is and will be extremely beneficial to me. Although, I have struggled with some of the briefs I think this module has been good as it has shown me I can overcome challenges and produce good work.