Julia Pietrocini Student ID:2009998
Data Analysis & visualisation ACCB4002_LON Assessment 1 Task 2

Report covering cases in March, April and May 2017 in Wales.

1. How has the total number of patients seen in each area varied over the period?

HOSPITAL	MARCH	APRIL	MAY
Wales	86,349	85,334	91,680
Betsi Cadwaladr University Local Health Board	18,811	19,191	20,961
Powys Teaching Local Health Board	1,541	1,610	1,809
Hywel Dda University Local Health Board	12,354	12,302	13,332
Abertawe Bro Morgannwg University LHB	15,816	15,591	16,758
Cwm Taf University Local Health Board	11,299	11,033	11,557
Aneurin Bevan University Local Health Board	14,324	13,992	14,755
Cardiff & Vale University Local Health Board	12,204	11,615	12,508

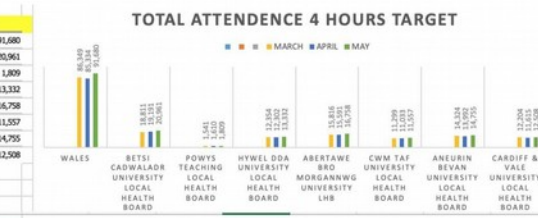

HOSPITAL	MARCH	APRIL	MAY
Wales	86,349	85,334	91,680
Betsi Cadwaladr University Local Health Board	18,811	19,191	20,961
Powys Teaching Local Health Board	1,541	1,610	1,809
Hywel Dda University Local Health Board	12,354	12,302	13,332
Abertawe Bro Morgannwg University LHB	15,816	15,591	16,758
Cwm Taf University Local Health Board	11,299	11,033	11,557
Aneurin Bevan University Local Health Board	14,324	13,992	14,755
Cardiff & Vale University Local Health Board	12,204	11,615	12,508

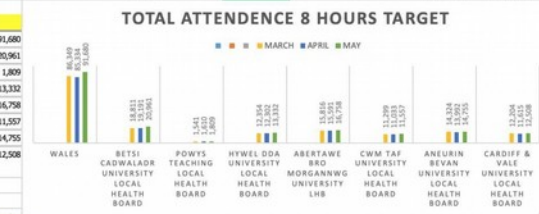

HOSPITAL	MARCH	APRIL	MAY
Wales	86,349	85,334	91,680
Betsi Cadwaladr University Local Health Board	18,811	19,191	20,961
Powys Teaching Local Health Board	1,541	1,610	1,809
Hywel Dda University Local Health Board	12,354	12,302	13,332
Abertawe Bro Morgannwg University LHB	15,816	15,591	16,758
Cwm Taf University Local Health Board	11,299	11,033	11,557
Aneurin Bevan University Local Health Board	14,324	13,992	14,755
Cardiff & Vale University Local Health Board	12,204	11,615	12,508

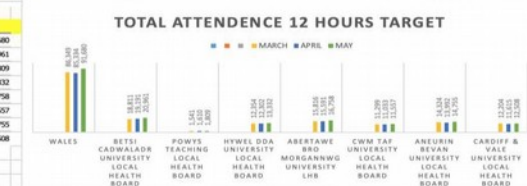

2. How have the proportions of patients treated within 4 hours, 8 hours, 12 hours and over 12 hours varied in Wales over the period?

HOSPITAL	MARCH	APRIL	MAY
Wales	81	83	83.1
Betsi Cadwaladr University Local Health Board	77.6	77	78.9
Powys Teaching Local Health Board	99.9	99.9	99.9
Hywel Dda University Local Health Board	85.9	87.6	87.4
Abertawe Bro Morgannwg University LHB	75.7	79.3	82
Cwm Taf University Local Health Board	82.7	86.7	86.5
Aneurin Bevan University Local Health Board	79.1	81.9	81
Cardiff & Vale University Local Health Board	86.3	88.2	84.2

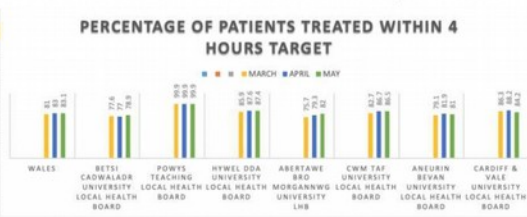

HOSPITAL	MARCH	APRIL	MAY
Wales	92.4	93.9	93.9
Betsi Cadwaladr University Local Health Board	89.5	90.1	91.1
Powys Teaching Local Health Board	99.9	100	100
Hywel Dda University Local Health Board	94	95.7	95.5
Abertawe Bro Morgannwg University LHB	90.5	92.8	93.9
Cwm Taf University Local Health Board	94.7	97	96.2
Aneurin Bevan University Local Health Board	91.8	93.5	92.8
Cardiff & Vale University Local Health Board	95.3	96.6	95.3

HOSPITAL	MARCH	APRIL	MAY
Wales	96.3	97.4	97.4
Betsi Cadwaladr University Local Health Board	93.8	95.1	95.9
Powys Teaching Local Health Board	99.9	100	100
Hywel Dda University Local Health Board	96.6	97.8	97.2
Abertawe Bro Morgannwg University LHB	95.7	97.3	97.7
Cwm Taf University Local Health Board	97.4	98.7	98.4
Aneurin Bevan University Local Health Board	96	96.8	96.7
Cardiff & Vale University Local Health Board	99.5	99.9	99.5

HOSPITAL	MARCH	APRIL	MAY
Wales	6,575	5,185	5,583
Betsi Cadwaladr University Local Health Board	1	0	0
Powys Teaching Local Health Board	577	326	441
Hywel Dda University Local Health Board	599	371	603
Abertawe Bro Morgannwg University LHB	739	527	586
Cwm Taf University Local Health Board	1172	914	1028
Aneurin Bevan University Local Health Board	1506	1129	1056
Cardiff & Vale University Local Health Board	1981	1898	1869

HOSPITAL	MARCH	APRIL	MAY
Wales	6,575	5,185	5,583
Betsi Cadwaladr University Local Health Board	1	0	0
Powys Teaching Local Health Board	577	326	441
Hywel Dda University Local Health Board	599	371	603
Abertawe Bro Morgannwg University LHB	739	527	586
Cwm Taf University Local Health Board	1172	914	1028
Aneurin Bevan University Local Health Board	1506	1129	1056
Cardiff & Vale University Local Health Board	1981	1898	1869

HOSPITAL	MARCH	APRIL	MAY
Wales	3,191	2,222	2,364
Betsi Cadwaladr University Local Health Board	1	0	0
Powys Teaching Local Health Board	62	13	60
Hywel Dda University Local Health Board	292	139	182
Abertawe Bro Morgannwg University LHB	423	269	389
Cwm Taf University Local Health Board	573	421	378
Aneurin Bevan University Local Health Board	677	377	488
Cardiff & Vale University Local Health Board	1153	933	867

3. Do smaller health boards have better treatment times?

If we look carefully at the tables below we can see that small establishments do not always offer a good service.

4 hours MARCH	Total attendances	Attendances where patients spend less than the target time in A&E	Percentage of patients who spend less than the target time in A&E
Wales	86,349	69,911	81
Betsi Cadwaladr University Local Health Board	18,811	14,592	77.6
Powys Teaching Local Health Board	1,541	1,539	99.9
Hywel Dda University Local Health Board	12,354	10,606	85.9
Abertawe Bro Morgannwg University LHB	15,816	11,979	75.7
Cwm Taf University Local Health Board	11,299	9,342	82.7
Aneurin Bevan University Local Health Board	14,324	11,327	79.1
Cardiff & Vale University Local Health Board	12,204	10,526	86.3

4 hours	Total attendances	Attendances where patients spend less than the target time in A&E	Percentage of patients who spend less than the target time in A&E
Wales	91,680	76,229	83.1
Betsi Cadwaladr University Local Health Board	20,961	16,530	78.9
Powys Teaching Local Health Board	1,809	1,807	99.9
Hywel Dda University Local Health Board	13,332	11,658	87.4
Abertawe Bro Morgannwg University LHB	16,758	13,741	82
Cwm Taf University Local Health Board	11,557	10,002	86.5
Aneurin Bevan University Local Health Board	14,755	11,956	81
Cardiff & Vale University Local Health Board	12,508	10,535	84.2

4 hours APRIL	Total attendances	Attendances where patients spend less than the target time in A&E	Percentage of patients who spend less than the target time in A&E
Wales	85,334	70,791	83
Betsi Cadwaladr University Local Health Board	19,191	14,776	77
Powys Teaching Local Health Board	1,610	1,608	99.9
Hywel Dda University Local Health Board	12,302	10,781	87.6
Abertawe Bro Morgannwg University LHB	15,591	12,371	79.3
Cwm Taf University Local Health Board	11,033	9,563	86.7
Aneurin Bevan University Local Health Board	13,992	11,453	81.9
Cardiff & Vale University Local Health Board	11,615	10,239	88.2

8 hours MAY	Total attendances	Attendances where patients spend less than the target time in A&E	Percentage of patients who spend less than the target time in A&E
Wales	91,680	86,097	93.9
Betsi Cadwaladr University Local Health Board	20,961	19,092	91.1
Powys Teaching Local Health Board	1,809	1,809	100
Hywel Dda University Local Health Board	13,332	12,729	95.5
Abertawe Bro Morgannwg University LHB	16,758	15,730	93.9
Cwm Taf University Local Health Board	11,557	11,116	96.2
Aneurin Bevan University Local Health Board	14,755	13,699	92.8
Cardiff & Vale University Local Health Board	12,508	11,922	95.3

hours MARCH	Total attendances	Attendances where patients spend less than the target time in A&E	Percentage of patients who spend less than the target time in A&E
ales	86,349	79,774	92.4
etsi Cadwaladr University Local Health Board	18,811	16,830	89.5
wys Teaching Local Health Board	1,541	1,540	99.9
ywel Dda University Local Health Board	12,354	11,615	94
bertawe Bro Morgannwg University LHB	15,816	14,310	90.5
wm Taf University Local Health Board	11,299	10,700	94.7
neurin Bevan University Local Health Board	14,324	13,152	91.8
ardiff & Vale University Local Health Board	12,204	11,627	95.3

8 hours APRIL	Total attendances	Attendances where patients spend less than the target time in A&E	Percentage of patients who spend less than the target time in A&E
Wales	85,334	80,149	93.9
Betsi Cadwaladr University Local Health Board	19,191	17,293	90.1
Powys Teaching Local Health Board	1,610	1,610	100
Hywel Dda University Local Health Board	12,302	11,775	95.7
Abertawe Bro Morgannwg University LHB	15,591	14,462	92.8
Cwm Taf University Local Health Board	11,033	10,707	97
Aneurin Bevan University Local Health Board	13,992	13,078	93.5
Cardiff & Vale University Local Health Board	11,615	11,224	96.6

12 hours MARCH	Total attendances	Attendances where patients spend less than the target time in A&E	Percentage of patients who spend less than the target time in A&E
Wales	86,349	83,158	96.3
Betsi Cadwaladr University Local Health Board	18,811	17,648	93.8
Powys Teaching Local Health Board	1,541	1,540	99.9
Hywel Dda University Local Health Board	12,354	11,931	96.6
Abertawe Bro Morgannwg University LHB	15,816	15,139	95.7
Cwm Taf University Local Health Board	11,299	11,007	97.4
Aneurin Bevan University Local Health Board	14,324	13,751	96
Cardiff & Vale University Local Health Board	12,204	12,142	99.5

12 hours MAY	Total attendances	Attendances where patients spend less than the target time in A&E	Percentage of patients who spend less than the target time in A&E
Wales	91,680	89,316	97.4
Betsi Cadwaladr University Local Health Board	20,961	20,094	95.9
Powys Teaching Local Health Board	1,809	1,809	100
Hywel Dda University Local Health Board	13,332	12,954	97.2
Abertawe Bro Morgannwg University LHB	16,758	16,369	97.7
Cwm Taf University Local Health Board	11,557	11,375	98.4
Aneurin Bevan University Local Health Board	14,755	14,267	96.7
Cardiff & Vale University Local Health Board	12,508	12,448	99.5

12 hours APRIL	Total attendances	Attendances where patients spend less than the target time in A&E	Percentage of patients who spend less than the target time in A&E
Wales	85,334	83,112	97.4
Betsi Cadwaladr University Local Health Board	19,191	18,258	95.1
Powys Teaching Local Health Board	1,610	1,610	100
Hywel Dda University Local Health Board	12,302	12,033	97.8
Abertawe Bro Morgannwg University LHB	15,591	15,170	97.3
Cwm Taf University Local Health Board	11,033	10,894	98.7
Aneurin Bevan University Local Health Board	13,992	13,545	96.8
Cardiff & Vale University Local Health Board	11,615	11,602	99.9

4. Assuming that they have an injury that could be treated at any hospital, in which health board area are they most likely to have to wait over 12 hours?

Looking at the data below, we can say that Betsi hospital is the hospital where the wait is longer than 12 hours.

12 hours target time	march	april	may
Powys Teaching Local Health Board	1	0	0
Cwm Taf University Local Health Board	292	139	182
Cardiff e Vale University Local hEealt board	62	13	60
Hywel Dda University Local Health Board	423	269	378
Aneurin bevan universiy local health board	573	447	488
Abertawe Bro Morgannwg University LHB	677	421	389
Betsi cadwaladr univeristy local healt board	1163	933	867

5. Assuming that they have an injury that could be treated at any hospital, in which health board area are they most likely to have to wait less than 4 hours?

On the other hand, looking at the data below we can see that the hospital treating them with the shortest waiting time is Powys.
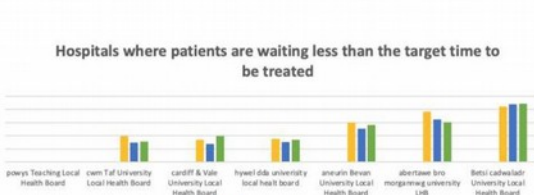
4 Hours target time	March	April	May
powys Teaching Local Health Board	2	2	2
cwm Taf University Local Health Board	1,957	1,470	1555
cardiff & Vale University Local Health Board	1,678	1,376	1973
hywel dda univerisity local healt board	1,748	1,521	1674
aneurin Bevan University Local Health Board	2,997	2,539	2799
abertawe bro morgannwg university LHB	3,837	3,220	3017
Betsi cadwaladr University Local Health Board	4,219	4,415	4431