# Technology and Construction

# Internet of Things (IoT)

The Internet of Things (IoT) refers to a network of physical devices - such as sensors, machines, and vehicles - embedded with software and connected to the internet to collect, share, and analyse data.

# Internet of Things (IoT)

These devices communicate in real time, enabling smarter decision-making and automation across industries.

# Internet of Things (IoT)

In the construction industry, IoT is transforming operations by enhancing safety, efficiency, and productivity through real-time monitoring and data-driven insights.

# Smart Equipment Monitoring

IoT sensors attached to construction machinery like cranes and bulldozers monitor real-time performance metrics, such as fuel usage, operational hours, and maintenance needs.

# Real Time Monitoring

IoT sensors installed across construction sites track environmental conditions such as temperature, humidity, dust levels, and noise.

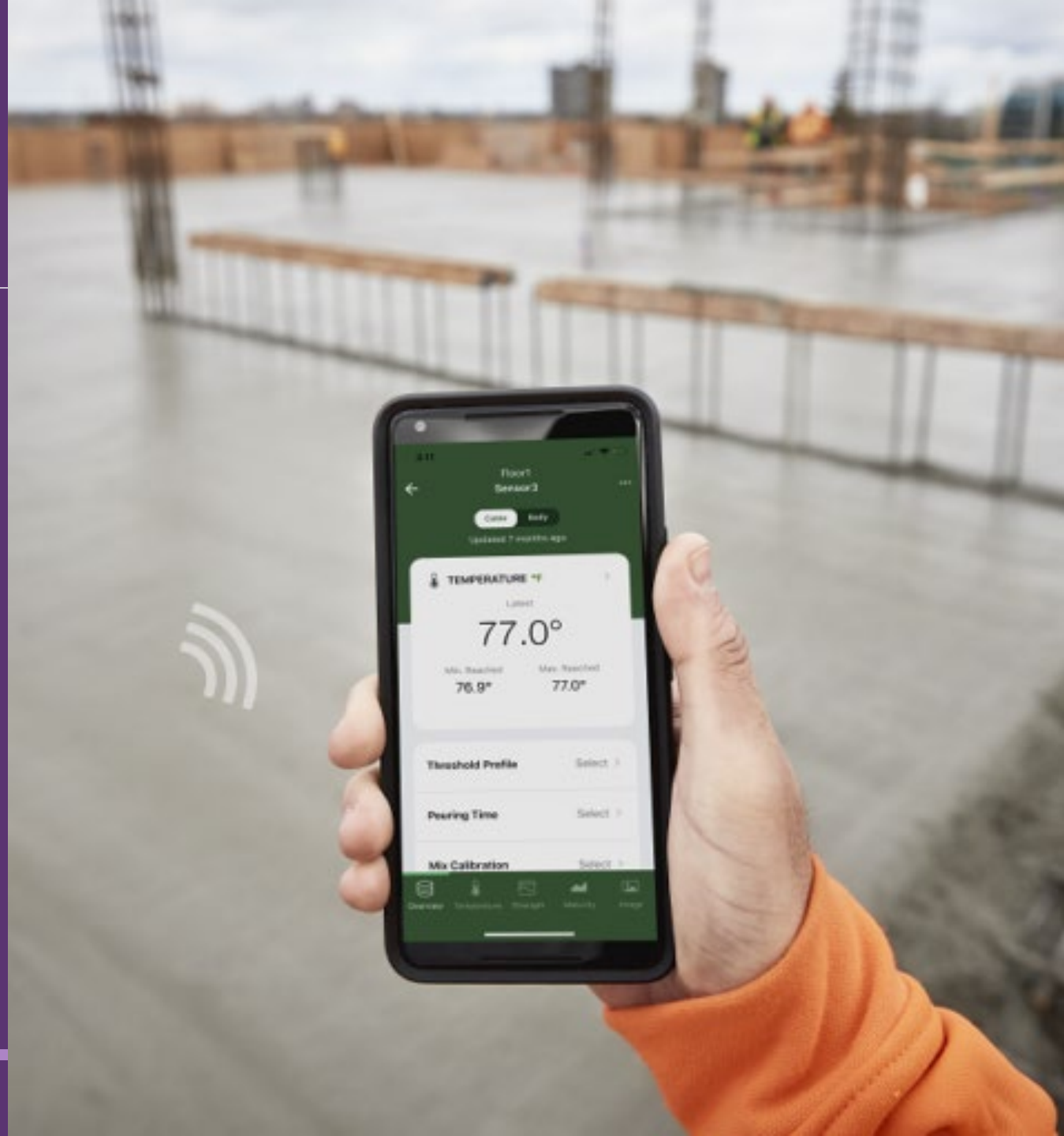

# Asset Tracking & Inventory Management

GPS trackers, RFID tags, and IoT-enabled sensors help monitor the location of tools, materials, and equipment in real time.

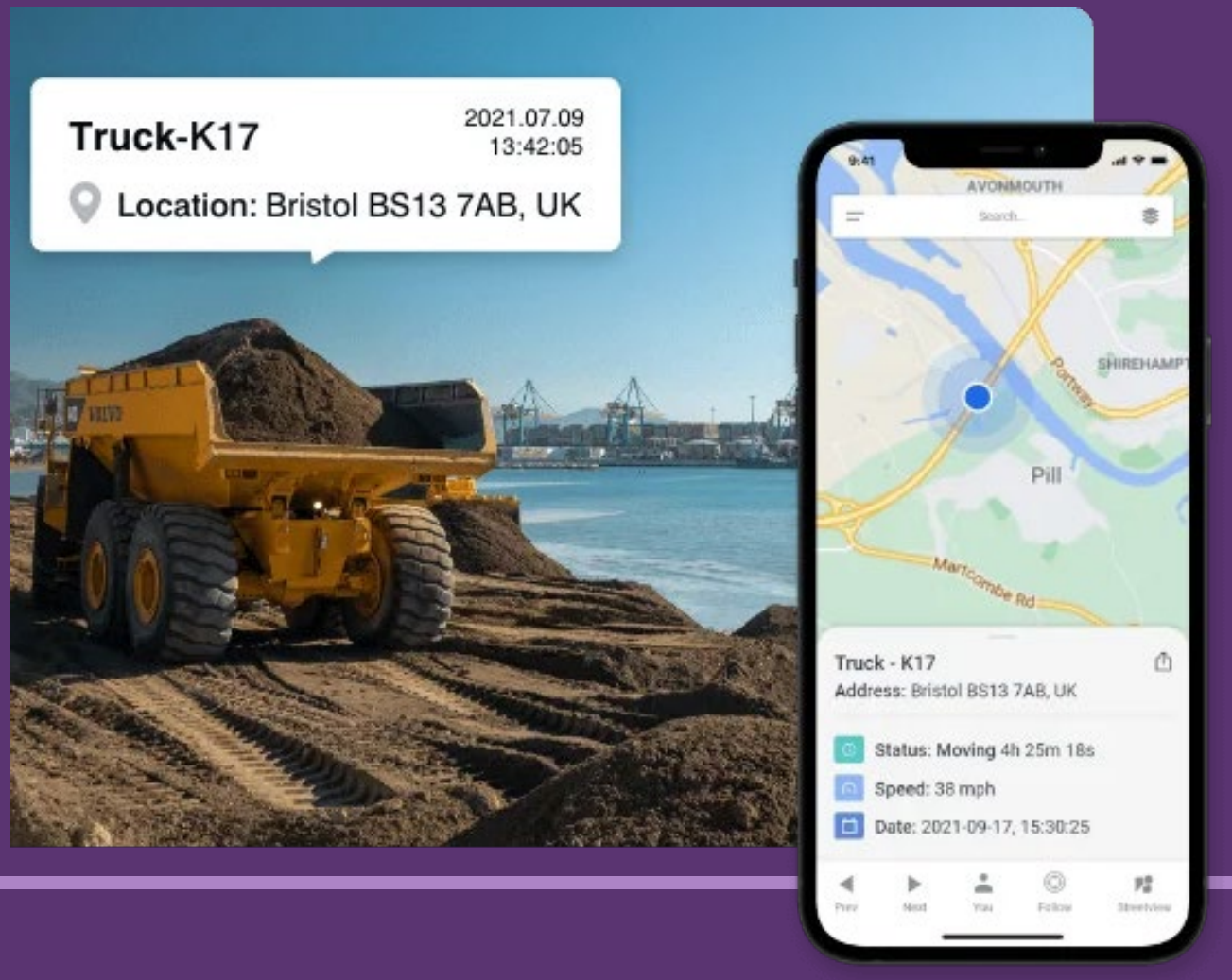

# Wearables for Worker Safety

IoT-enabled wearables like smart helmets, vests, and boots monitor workers' health and location on-site.

# Artificial Intelligence (AI) in Construction

Artificial Intelligence (AI) refers to systems or machines designed to perform tasks that typically require human intelligence.

These tasks include learning, problem-solving, decision-making, and adapting to new information.

# Artificial Intelligence (AI) in Construction

AI has revolutionised the construction industry by enabling smarter, faster, and more efficient project workflows. Key applications include:

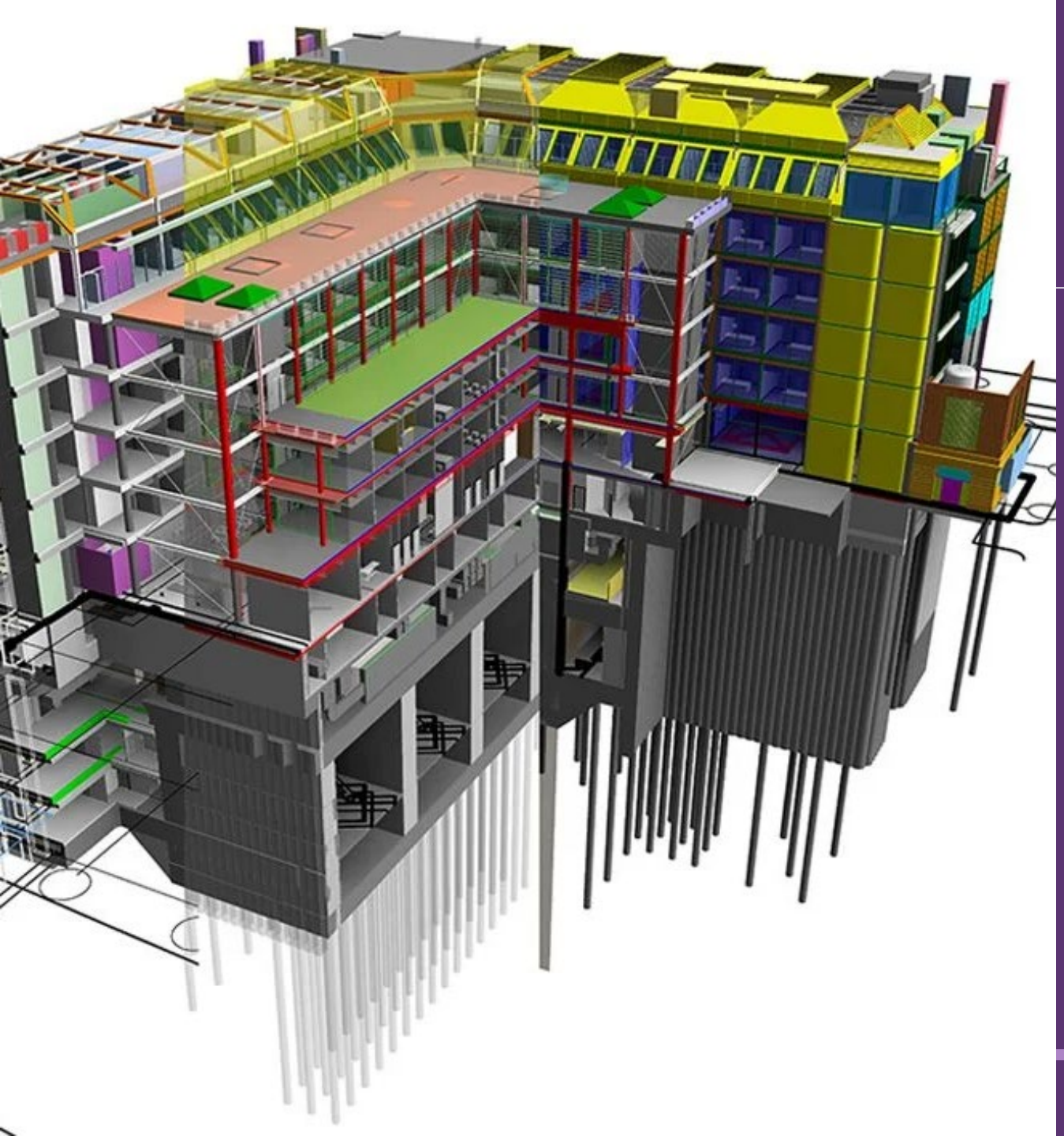

# Design Optimisation

Tools like Building Information Modelling (BIM) leverage AI to enhance design accuracy.

# Quality Control

AI-powered systems detect defects in construction structures using technologies like computer vision and drones.




# Project Planning

AI supports scheduling and resource allocation through predictive algorithms.

# Risk Management

AI identifies potential hazards, such as unsafe construction zones, through predictive models.

# Big Data

Big Data refers to the large and complex data sets generated from various sources that are analysed to uncover patterns, trends, and insights.

# Historical Project Data for Forecasting

Big Data aggregates historical data from past projects to predict future costs, timelines, and potential risks.

# Enhanced Decision-Making Through Trend Analysis

Data analysis identifies industry trends, helping construction firms adapt to market demands.

# Monitoring Machine Performance and Site Activity

IoT sensors and devices collect data on machinery and equipment usage, performance, and maintenance needs.

# Robotics

Robotics refers to the design, construction, and use of automated machines (robots) to perform practical tasks traditionally carried out by humans.



# Demolition Robots for Hazardous Tasks

**Purpose:** Robots designed for demolition work in dangerous environments.

**Example:** Robots equipped with hydraulic breakers or crushers to tear down walls, remove concrete, or dismantle steel structures.

Used in confined spaces or sites exposed to toxic materials like asbestos.

# Bricklaying Robots

**Purpose:** Robots capable of laying bricks for walls or other structures

**Example:** Robots like SAM (Semi-Automated Mason) can lay hundreds of bricks per hour, applying mortar and placing bricks with precision.

# Robotics

# 3D Printing Robots

**Purpose:** Large-scale 3D printers used to create building components directly on-site.

**Example:** Robots extrude layers of concrete, plastic, or other materials to build walls, panels, or even entire structures.

# Robotics

# Benefits of Robotics



# Benefits of Robotics

Robots can execute tasks with millimetre-level accuracy, ensuring high-quality results.



# Benefits of Robotics

Robots reduce the need for human labour in hazardous conditions, such as demolition or in tight spaces.



# Benefits of Robotics

Robotics enables the creation of complex, custom designs, such as curved walls or intricate facades, that are difficult or expensive to achieve manually.



# Challenges of Robotics



# Challenges of Robotics

High initial investment in purchasing and programming robots.



# Challenges of Robotics

Construction teams may lack the skills to operate and maintain advanced robotic systems.



# Challenges of Robotics

Challenges in integrating robotics with existing construction workflows, tools, and technologies.



# Virtual Reality

Virtual Reality (VR) is a technology that simulates a three-dimensional, interactive environment, enabling users to immerse themselves in virtual spaces.

# Design Visualisation

VR allows stakeholders to "walk through" a building before it is constructed, providing a real sense of scale and design.

# Training and Skill Development

VR offers a safe, immersive environment for training workers on complex machinery, construction techniques, and safety protocols.

# Collaboration and Communication

Teams across different locations can explore virtual project models simultaneously, improving communication and reducing misunderstandings.

# Safety and Risk Assessment

VR scenarios can simulate hazardous conditions, helping workers identify and respond to risks effectively.

# Project Planning and Layout Testing

VR models help optimise construction site layouts, ensuring efficient placement of machinery, materials, and pathways.



# Building Information Modelling

Building Information Modeling (BIM) is a digital representation of a building's physical and functional characteristics.

# Building Information Modelling

It acts as a shared knowledge resource, allowing stakeholders to make informed decisions throughout a construction project’s lifecycle, from design to operation.

# Building Information Management

3D MODELLING

# Building Information Management

3D MODELLING

DATA INTEGRATION

# Building Information Management

3D MODELLING

DATA INTEGRATION

COLLABORATION PLATFORM

# Building Information Management

3D MODELLING

DATA INTEGRATION

COLLABORATION PLATFORM

LIFECYCLE MANAGEMENT

# Design Visualisation and Optimisation

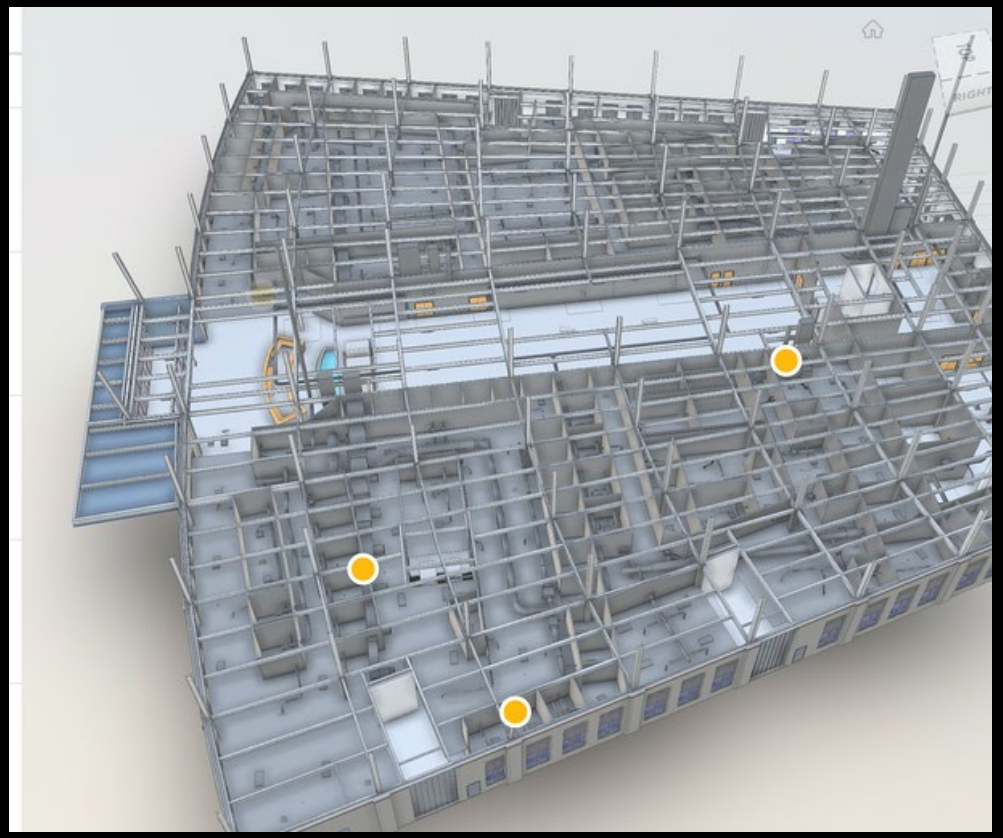

BIM provides realistic 3D models that allow stakeholders to visualise the project before construction begins.

It helps in identifying design flaws or conflicts between systems early, minimising costly errors.

# Clash Detection

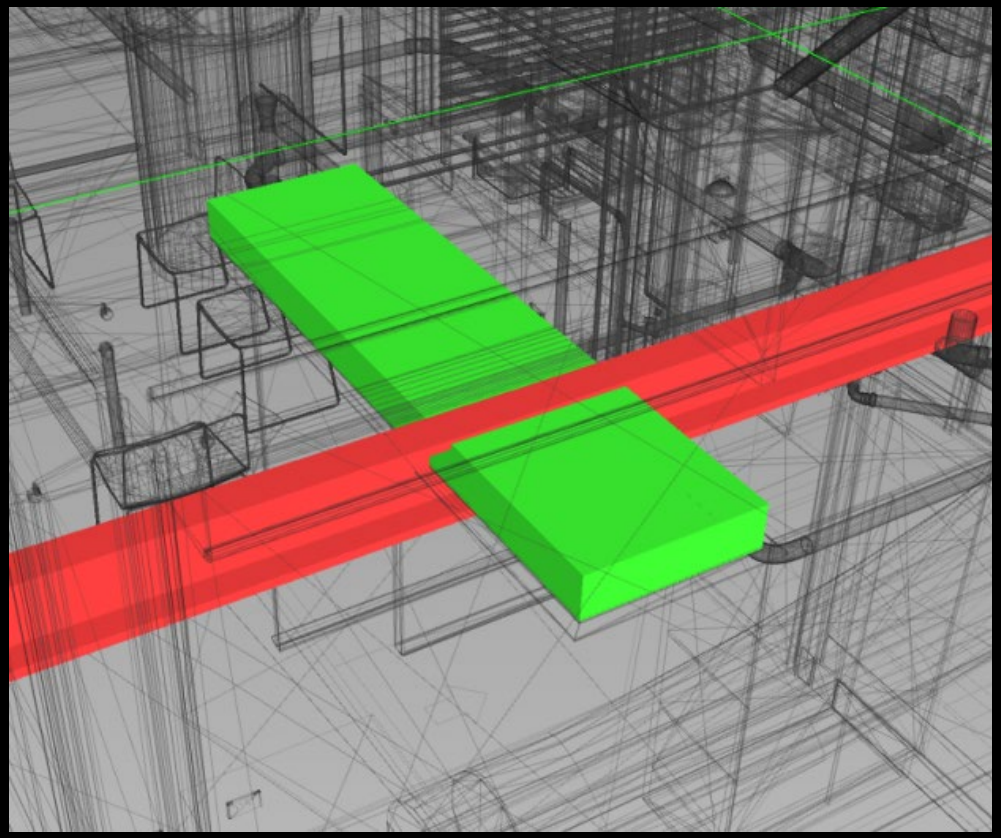

BIM software detects potential conflicts, such as overlapping systems or design errors, before construction starts.

This reduces rework and delays during the building phase.

# Cost and Material Management

BIM estimates material quantities and costs accurately, enabling better budgeting and resource allocation.

It prevents over-ordering or material shortages.

# Scheduling and Planning

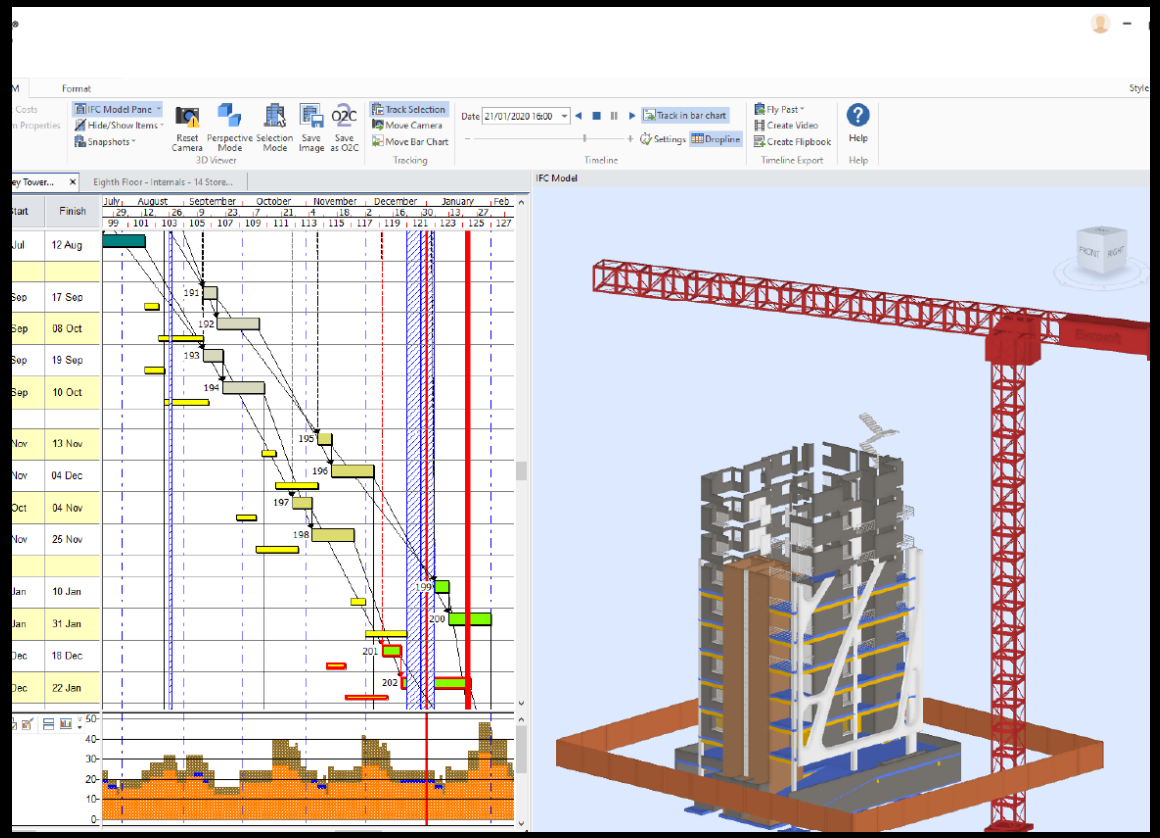


BIM incorporates 4D (time) and 5D (cost) dimensions to plan construction sequences and forecast project timelines.

This ensures efficient project management and minimises delays.

# Facility Management and Maintenance

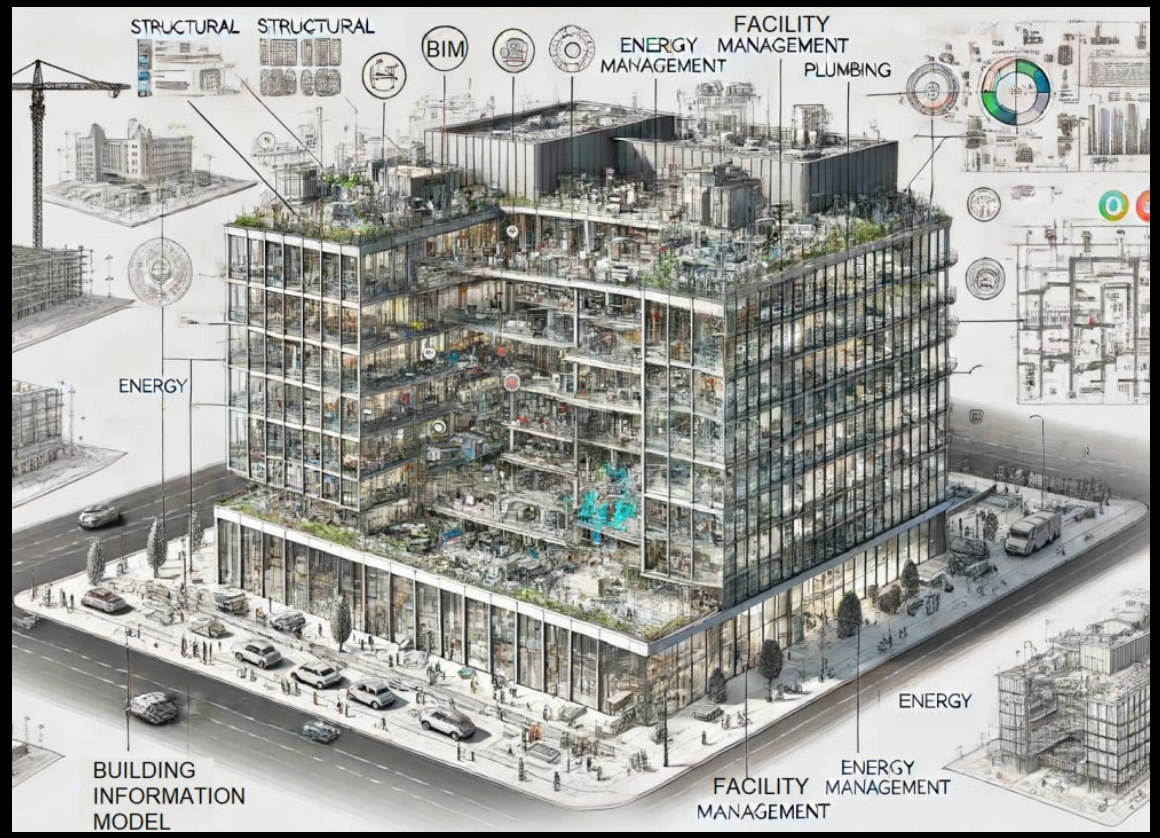


Post-construction, BIM serves as a digital twin of the building, assisting with facility management, maintenance schedules, and energy optimization.

# THE EVOLUTION OF BIM TO DIGITAL TWINS

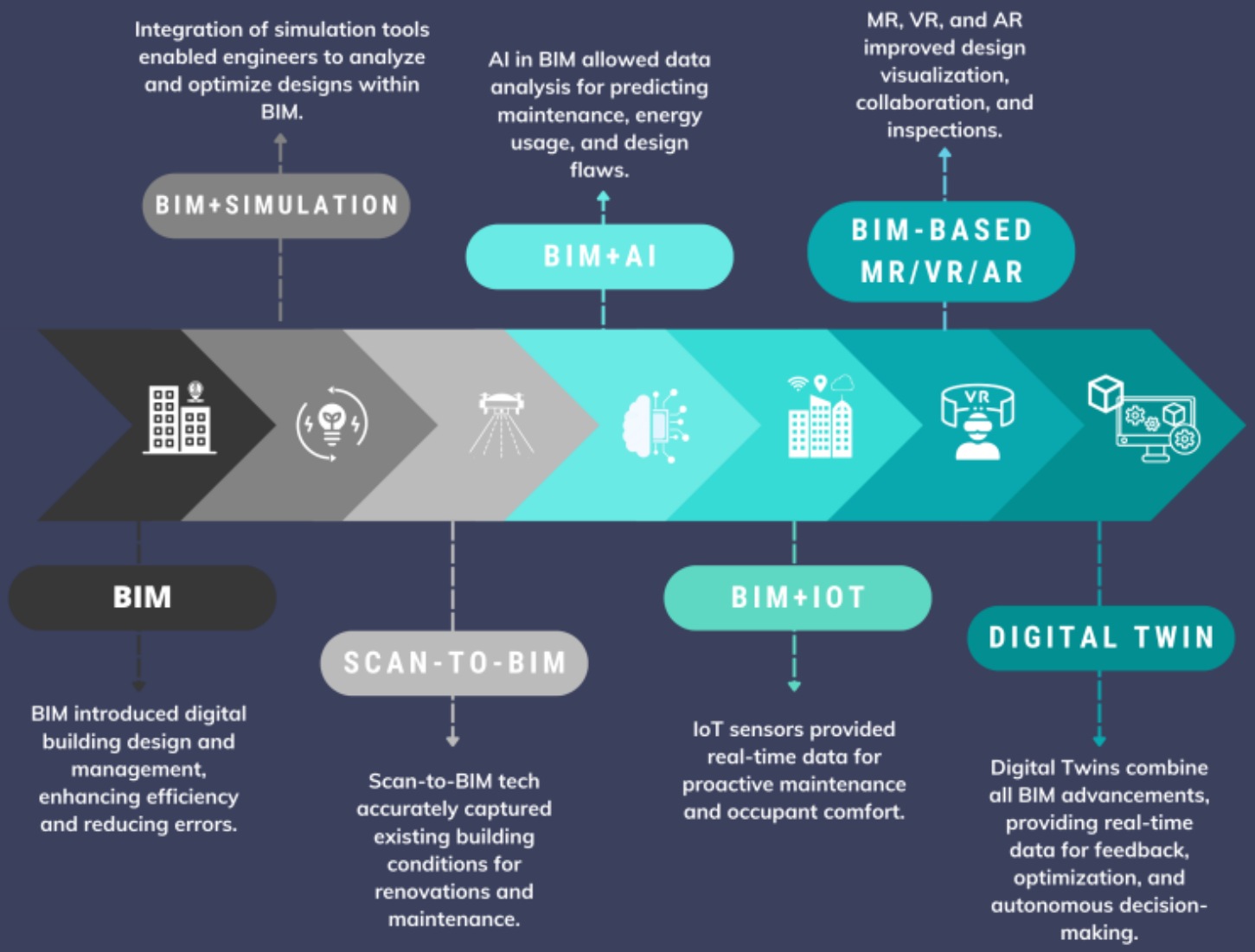

# Digital Twins

- A digital twin is a virtual representation of a physical object, system, or process.

# Digital Twins

- It is created using real-time data, simulations, and advanced analytics to mirror its physical counterpart.

# Digital Twins

- Digital twins allow users to monitor, analyse, and optimise the performance of the object or process they represent.

# Digital Twins – Key Components

Physical Object/System:

- The real-world asset being replicated (e.g., a building, bridge, or construction site).

# Digital Twins – Key Components

Digital Model:

- A virtual representation built using data collected from sensors, blueprints, or other inputs.



# Digital Twins – Key Components

Data Connectivity:

- IoT devices and sensors collect and transmit real-time data from the physical object to the digital model.

# Digital Twins – Key Components

Simulation and Analytics:

- The digital twin uses AI, machine learning, and big data analytics to simulate and predict outcomes.

# Digital Twins – Key Components

User Interface:

- A platform or software that enables engineers, architects, or project managers to interact with the digital twin.

# Visual Digital Twin

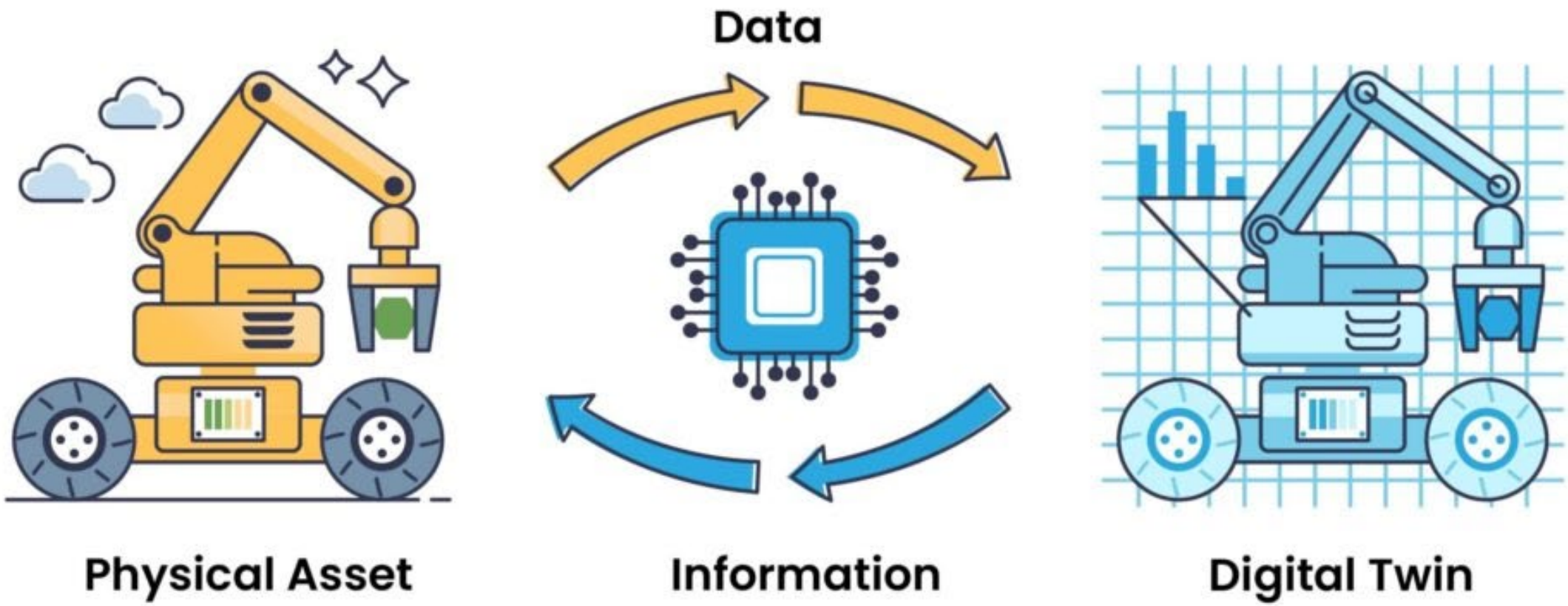

# Digital Twins – Applications

Design and Planning:

- Architects can visualise how a building will function in the real-world using simulations of wind, light, and temperature
- Engineers can test multiple design scenarios to optimise for cost, safety, and sustainability.

# Digital Twins – Applications

Construction Management:

- Digital twins provide real-time monitoring of construction progress, helping managers track delays or inefficiencies.
- Safety risks can be identified by simulating worker movements or material flows.

# Digital Twins – Applications

Operations and Maintenance:

- A building's digital twin can predict equipment failures, schedule maintenance, and reduce downtime.
- It can provide historical performance data for better decision-making.

# Digital Twins – Applications

Sustainability and Resource Efficiency:

- Digital twins help optimise energy use in smart buildings by analysing and controlling heating, cooling, and lighting systems.
- Construction waste can be minimised by simulating material needs.