# Visual Enquiry

CERIAN LLOYD

STUDENT NUMBER: 2203901

MODULE NUMBER: ADAA5009

# Photobook research 1

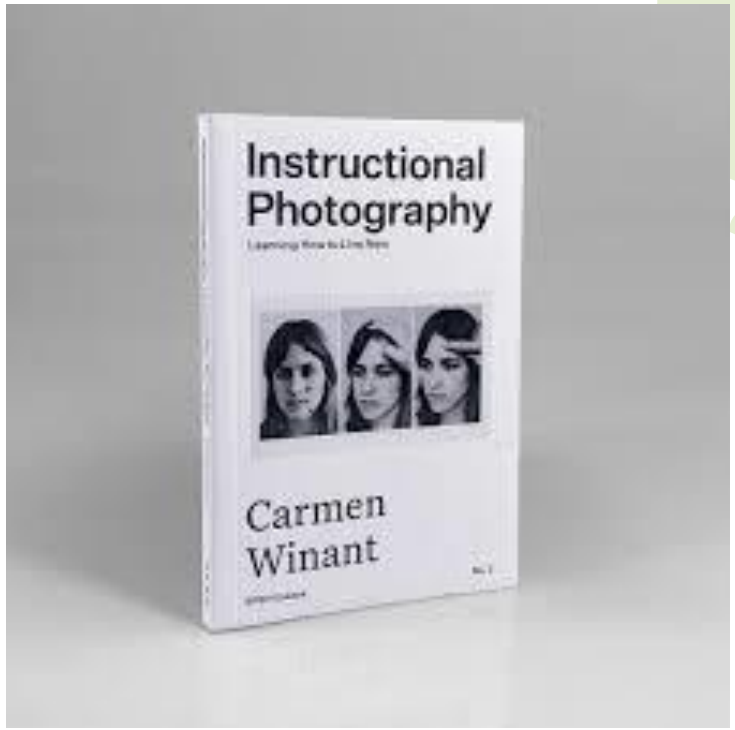


- Instructional Photography- living how to live now Carmen Winant. This book to me is showcasing what I would like to incorporate into my photobook. I found that her writing is easy on the eye and the vocabulary  isn't over complicating and well thought out. The pages don’t feel as busy to look at.

# Photographers on Photography -Henry Carroll

- This book is created with a selection of quotations, images and interviews the book is revealing he core ideas of these artist's work. The book is a perfect example of what I want to create for one of my book ideas the layout is a quote then with a series of images to follow up from the quote.

# Richard Page- Tirluniau o gwm trwyweryn

The layout of this book is what I had been looking for to create my own book. The layout is easy on the eye and there isn't much wording throughout the book I find when there is too much wording, I become overwhelmed which puts me off the rest of the book but this was just the right amount for me to read
and understand it's about a small village in Wales captured on a film camera.



# Nan Goldin - 55

- I was captured to this book due to its size and way that the book was layered gave me an idea on what I hope to create. I love the images then the paragraph of writing which's dives into the image and its history.



# Book idea mind map

- A general mind map on what I can create for the book.

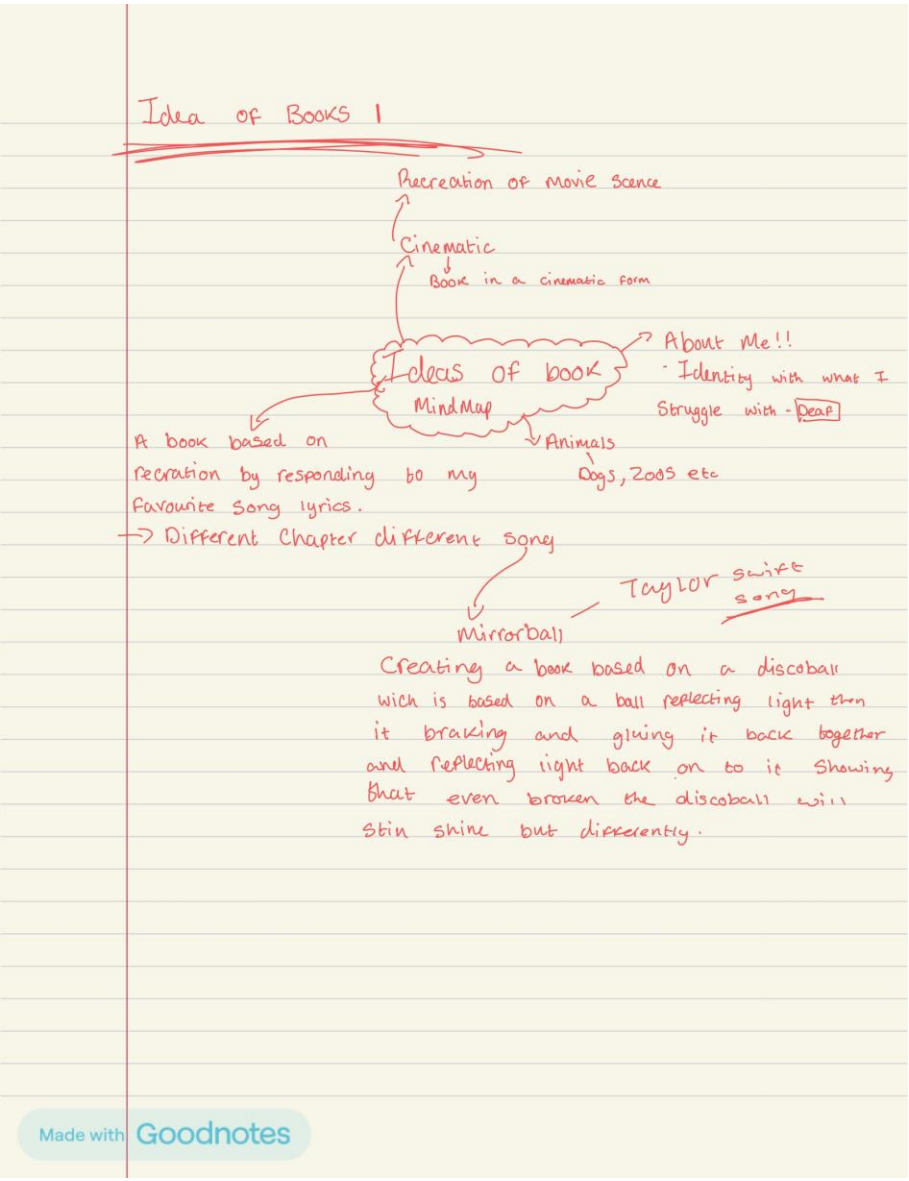

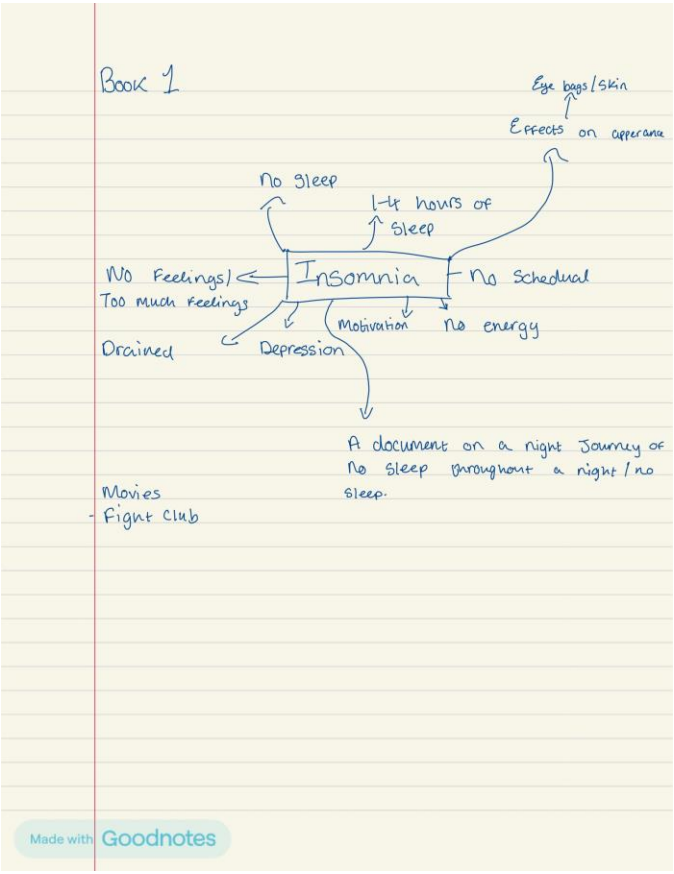


# Book 1 – Mind map

- I struggle with sleep and dreaming I came up with the idea of a book going through a night in my life or a day on no sleep. Highlighting the importance and difference in myself when I've slept and have not. This idea came to me when I was watching fight club when the character states he has not slept for 6 months. The book would be looking at the change of appearance and how draining it can be.

# Book 2 – mind map

This idea comes from a video that I had watched where a person places song lyrics overlaying a image they had taken with a colored film camera I wanted to create a book about that, I'm finding it incredibly hard to narrow it down to one song. There is something so satisfying to me about a picture that matches how a song, poetry feels.

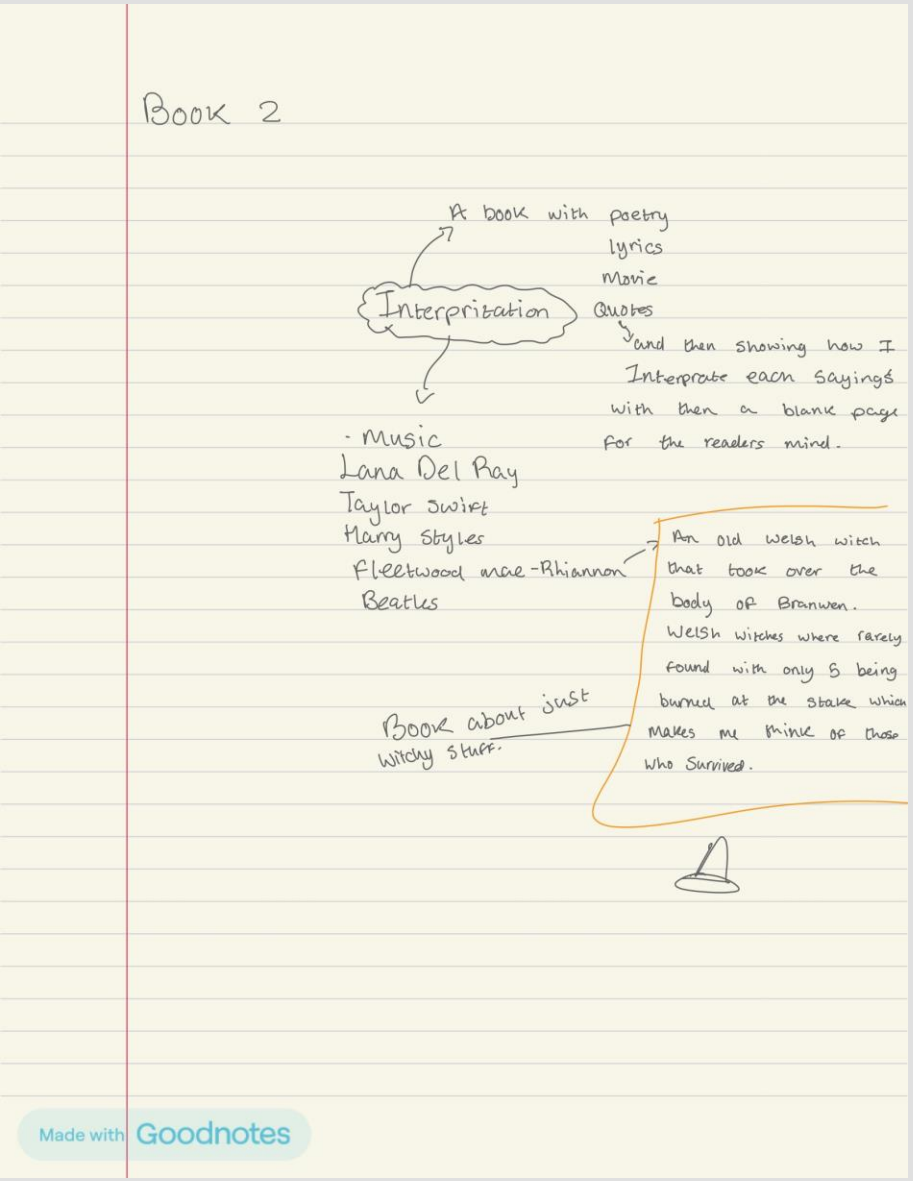

# Book 3 – mind map

- A mind map with what comes to mind when I think of memorial benches.

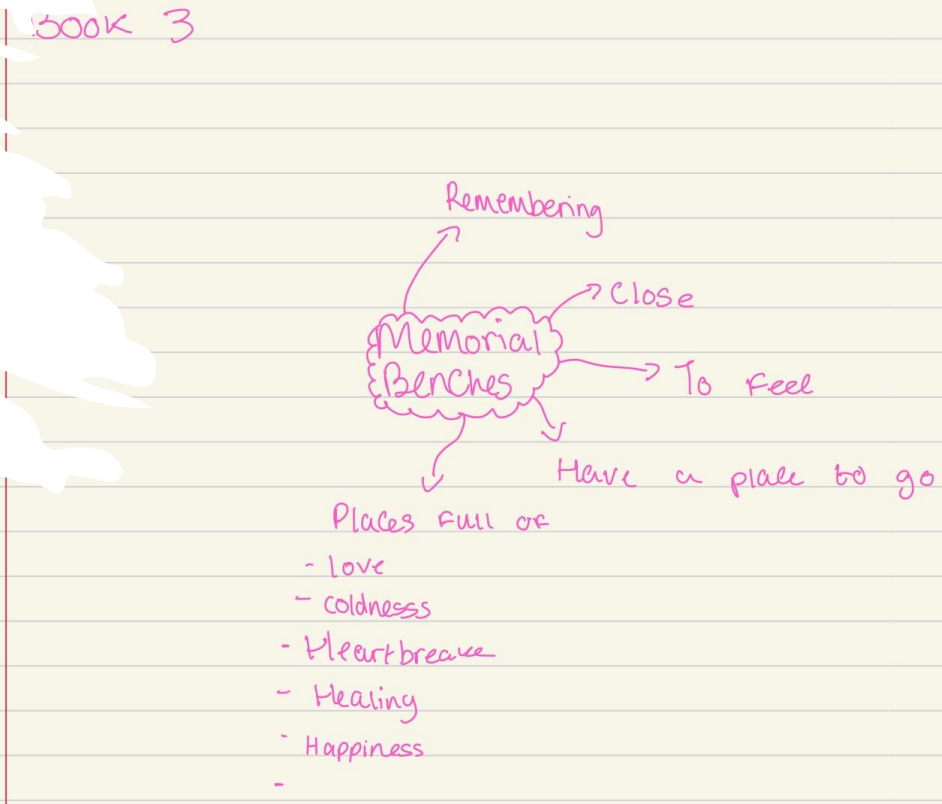

# Free print book creation

- I came with the idea of going through my phone and to see what I take image of the most and I had a pattern of my dog. I constantly take pictures of him constantly so I made a free prints book of all the images I took of him in a month and made a soft page book of the recurring pattern as an idea for my final book project and to give me a idea of what I want to create .



# *My Favorite boy- title*




FreePrints
photobooks

- For the free print book collection I wanted to make many from the recent months of my life. But I had an issue with creating this as I would have to lie about and fabricate what was in my camera roll or it will most definitely be repetitive as it would just be my dog on every page.

# Mirrorball

- Inspired by the song "mirrorball" by Taylor Swift, she sings about how she must always wear a grin on her face, even in the worst of circumstances, even if it means that nobody will see that she is falling apart. The idea behind the book was to illustrate how a mirrorball can reflect light throughout, rebuild itself, and then reflect that light back onto the damaged ball. The idea is to demonstrate that a mirrorball, no matter how many times it breaks, will always shine, but that its appearance will change when it is broken.

# Studio and set up

- I took these images in the photography studio, and with an R5 canon camera to get all of the detail that I had hoped to get.

# Annotated contact sheet

- Annotated contact sheet of the disco ball shoot. Circled with the ones I disliked.

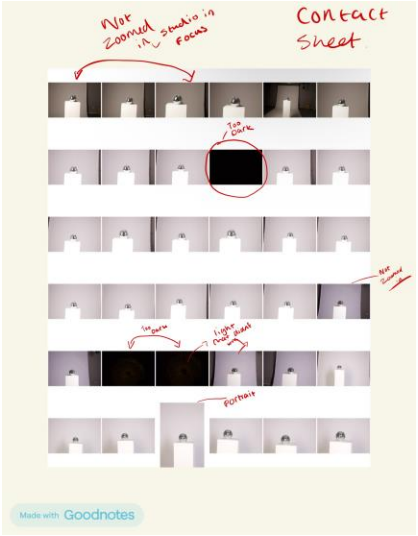




# Mirrorball contact sheet



# Images I would've chosen

- Edited in light room experimenting with purple hues.

- Edied in a cinematic view point once again experimenting with lightroom to figure out what I wanted to achieve with this shoot.

# Black and white

- Experimenting in lightroom with different black and white filters toying with the lighting hoping to get the perfect pin point light to get the reflection of the mirrorball to move into a hundred pieces.

# What went wrong

- This shoot came with multiple issues that I just didn’t have the time or way to fix but I hope to come back to this idea soon and get it to be successful in the future.
- I was unable to achieve the perfect light in a pinpoint way to get the light to reflect from the disco ball in a way that I wanted.

# Why I didn’t choose the idea

- My photobook was going to consist of a series of images that I mostly take on my phone throughout recent months. (I would've gone back a few months and gather images).
- My reason as for not choosing this idea was because of the amount of images I take of myself ,screenshots and just pictures of Taylor Swift. I felt that my camera roll is full of images of just me {selfies} which I did not feel confident in sharing throughout the photobooks so the idea just fell through. I also could not come up with a way of showcasing all of the months together in one form.

# Illustrated book proposal.

- Illustrated book proposal

- I've taken inspiration from Carmen Winant's book the instructional photography which is a medium size book which is the perfect size for my project. For my project I'd like to create a set of images which is about interpretation, I'd like to create a book with my favourite texts, movie scenes, lyrics and poetry. The layout of Carmen's book is how I'd like to present my work with an image on one page and the text next to it. What drew me to this project is the way that every person interprets something so differently with quite literally everything in life. I first realised this is when I watched the dead poets society last year and how each person that has watched it saw it so differently than what I viewed it as which sent me down a rabbit hole of types of ways people see the world. Id creates the set of images in a cinematic aesthetic to have throughout the entire book. If one set of images will need more than one image or come out as a series, I will have the images be a folded page to showcase. I have so many ideas for this project which will also be heavily influenced on how I see the world with struggles that I face sometimes. I feel as though words written for me is how I can fully show how I feel and to express each emotion that I feel. The images included will range from landscapes, portraits, self-portraiture and scenery so it won't just be a set of similar images. I'd also have room on a page or a blank page for those who read the book will be able to look at the text and think about how they interprete the words that they see I'm not sure if I will have those who read it write what they see on the blank page I'm not too sure yet. I wasn't entirely inspired by any artists for this idea I just am incredibly interested in this topic.

- I also have a whole have another idea for the book I've not 100% decided on what I want to create yet but I have the idea of want to create a series of work based on insomnia and sleep process documenting my lack of sleep and the feelings that come with it. I'd like to create this in a black and white format in a medium size book with foldable pages with images showcasing the work. The same layout as above. I'd like the book to have short sentences showing each phase of the project. The series would be a process on how much sleep and fatigue affects me on a day. today I want to bring awareness to how mentally exhausting being deaf is and how it effects my sleep having to rely on lip reading and concentrating twice as hard, over the years has affected me with my sleep causing energy levels to plumet and to adjust to the change of having low energy. I'd like the book to be about other people to understand what its like. The book will be an exploration of me but i feel as though the book may also be about my deafness also.

# Book dummy and layouts

- We were given the task to create our own book i decided to use images from my trip in Paris to make a book about my experience there. Doing this book dummy made me realise that I want my book to be sent off to a publisher to be made.
- I found the process of creating it myself was difficult as the images show the stitching to bound the book was falling apart along with the printing messing up the layout of how the book was supposed to be laid out and I would feel less stressed to have It sent off than to have the printer mess it up.
- I do realise that sending it away comes with other stresses such as being late to arrive, the images being a different quality as to how I want them but im positive with the site im sending it to will be how I want.

# Illustrated Book proposal 2

- Illustrated book proposal 2 In loving memory

This book will be a tribute to a person that i lost we dedicated a memorial bench to her when she passed as a grave felt to heavy and would've made the whole situation feel so real even though it is real. The bench is located in the place i felt closest to her with moments and memories that i will think of forever. I've had this bench for just over a year and it has given me a whole new meaning to benches for me, I just like many others used to think of benches as wood, metal and quite literally a place to sit. But now it is such a different feeling with the questions flying into my head all at once about a person's name on a plaque that I never even had the time or decency to read before. Why is the bench placed here? what makes it so special? And who were they? This book will be about all the questions that I once had each bench has a story that we do not know, each bench means something to someone that is still so painful but so beautiful to them.

# The Bench that inspired

- The image of the lone sitting bench I took on a walk with my dog and I was trying to get inspiration of what I wanted to take for my book for my original idea which was interpretation, which then gave me the idea for the memory benches and to take images "in loving memory"

# In loving memory

- A mind map on more thoughts on memorial benches and a description of what will be on the first page of the book and just some initial notes on what I want to create.

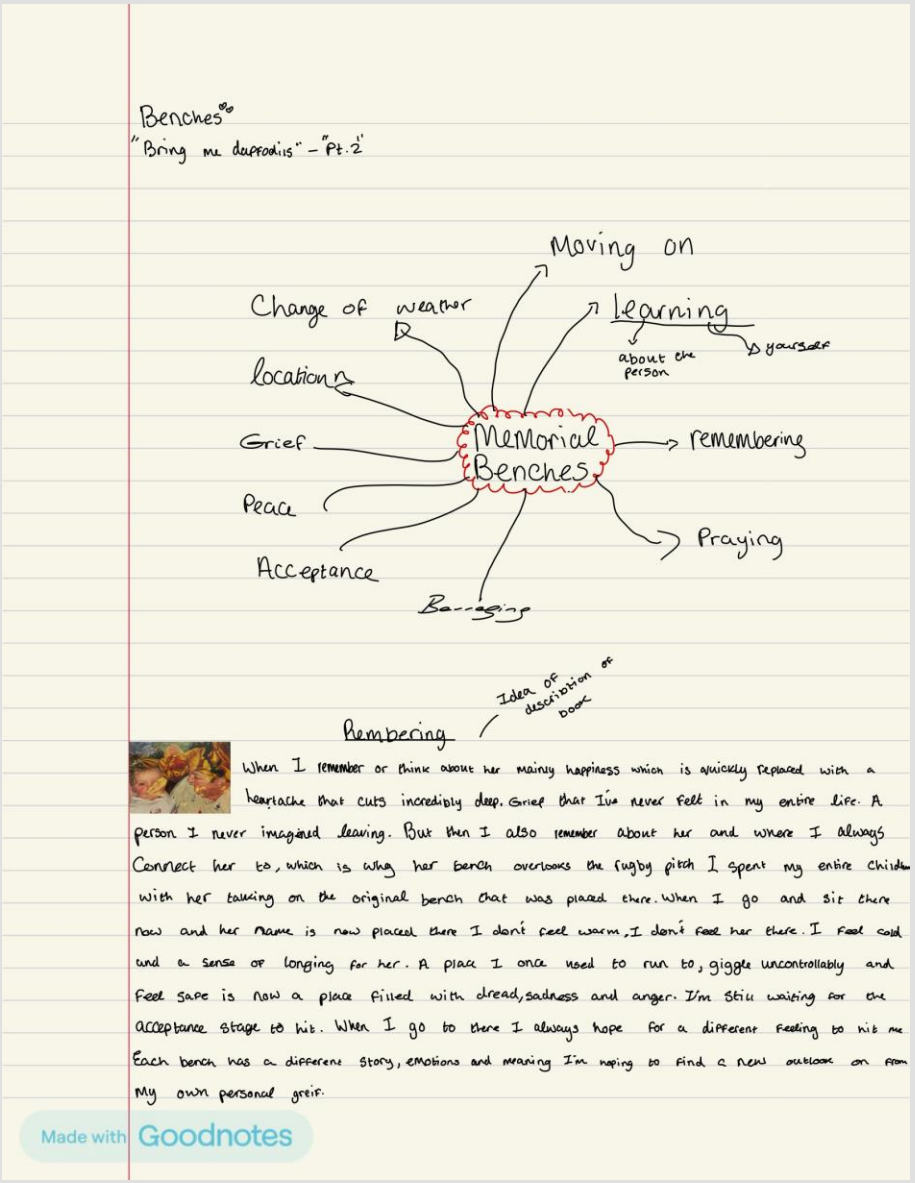

# Artist and their work researched for the project

- Uncommon places Stephen Shore the independent photographer
- Left behind – Jennifer Loeber Feature shoot
- Adrian Cann- on landscape.com

# Stephen Shore- Uncommon Places

- Stephens work Uncommon places found beauty in the mundane,(Clay,2018,p.1) - the independent photographer "my first view of America was framed by the passenger's window. It was a shock" it was an awakening that impacted him at a young age which had him drawn to everyday objects. His book was a decade long cross country travelling to find the subtle strangeness and beauty in parking lots, billboards and empty streets these images reveal themselves for what they truly are, places that have their own stories to tell.

# Left behind - Jennifer Loeber

- Is a still life and archival photo series by Jennifer Loeber which touches on memory, love, loss and grief after loosing her mother suddenly, from a article written in feature shoot "I found myself deeply overwhelmed by the need to keep even the most mundane of my mom's belongings"(Chobotiuk,2014,p.1.)
- A common source of grief surrounding the death of the loved one are the objects that are still here when they are gone. Instead of finding comfort in these items each object became a source of deep sadness and anxiety. She found emotional relese in capturing these objects

# Benches in the landscape- Adrian Cann

- A project that started in 2020 during the first lockdown as  Cann felt that as a landscape photographer he was not allowed to visit his favourite places and was restricted to the daily allowance of  where we were allowed at the time that was at our homes. "I continued to photograph any bench I came across, the relaxations of restrictions in the summer which lead me to travel further along north Wales and discover more benches, all have different designs,different views and poses."

# Adrian Cann's work

# Book titles

- In loving memory
- Engraved
- Love perserving
- Missed dearly
- Gone but not forgotten
- Bigger than the whole sky
- Life benchmarked
- Everything I touch has turned into ashes
- Words appear before me in the aftermath
- What died didn't stay dead
- But I still feel you all around
- Cannot be replaced
- Not the same as it was
- Sail away with me
- Missing
- Reminder
- Never gone

# Descriptions/ writing on the book {not official}

- Dedications

This book would not have been possible without my mum as she took me around all of south/ west Wales.

In loving memory of Tonita Jenkins

I miss sitting beside you

# Contact sheet- Benches

# Contact sheet- Plauqe

# *Contact sheet - locations*

# Annotated contact sheets

Contact sheets written in red to show what was wrong with certain images.

Made with Goodnotes

Made with Goodnotes

- To capture these images I used a canon R5 camera as I felt it was the best camera to have the bench and location in focus I had the aperture  and shutter speed in  F9 and experiment with different settings also to figure out which one was the best for this project.

# Black and white edition

- Black and white version of the images that I have taken. one of the concepts I have for the book. These images where edited in Adobe light room with the filter Agate cabin-  Shelly A with a few adjustments with the contrast to keep the background in focus.
- The classic black and white brought out the bench instead of the name plaques which was a issue I needed the names and the sayings on each plaques to be.

- Another concept for the idea of the aesthetic of the book images are edited in lightroom with the filter little ones want to grow up.
- The issue with this aesthetic is that I feel the exposure is too high and was taking the focus away from the bench which is the main concept of the book and not the sky.

- The original concept which I will keep as the idea for the book. This filter is Time machine- Retro sepia- Caro sati. The black and white with yellow brown hues with this edit hides the age of the benches and the constant change of weather which is seen in many images sometimes it is sunny then just rain.

# Images choosen for the book

In Loving Memory Of Jessica Courtney-Knight
"Jess The Nurse" 13/9/1971 - 12/3/2023
She Loved Llwyngwair

In Memory Of
Evan & Mair
From
Llechryd

In Loving Memory Of
HOWARD
GARFIELD PRICE.
1944 ~ 2005.

GRAHAM INGHAM
WHO LOVED THE BEAUTY OF ABERPORTH
MUCH LOVED FAMILY MAN AND FRIEND

R
N

- When Exploring coastal paths I never really realised how many people actually sat on these benches until I needed them for this project. Some days I struggled to find benches and there would be people sitting in the only memory bench which was a lot of the time. So I skipped those ones and it pushed me to move on and find more benches.

# Person in quesrtion

# Creating the book

When failing with creating the book dummy I decided to get my book sent off to be created as I kept loosing patience with stitching and binding my own book as each one kept falling . I used the sight blurb to create it.

I selected the standard landscape with premium luste paper that adds a slight gloss to the images. I did not want too much gloss on the images as I felt with the colouring that I used it would've made the images harder to see. So this tiny bit of gloss helped being the images too life.

# Layout



- I went with the layout with one picture on the left page then two layered on the right page. I show that the benches aren't just benches but are in fact memory benches, the words that are a tribute to the individual to be in frame. Using blurb was relatively easy when it came to choosing and adding images to the layout.

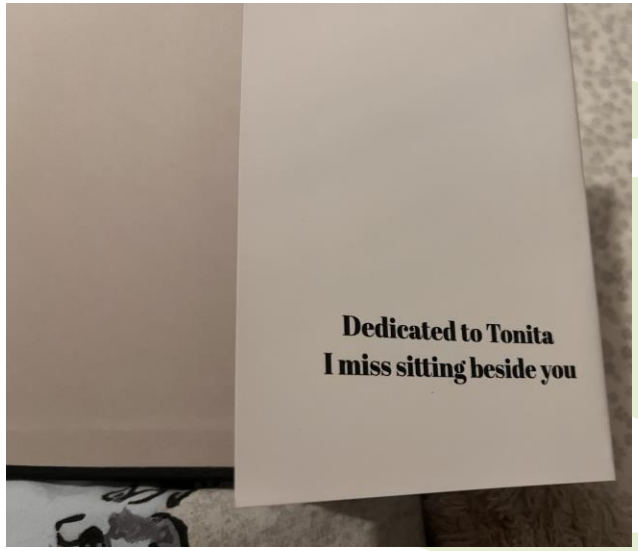


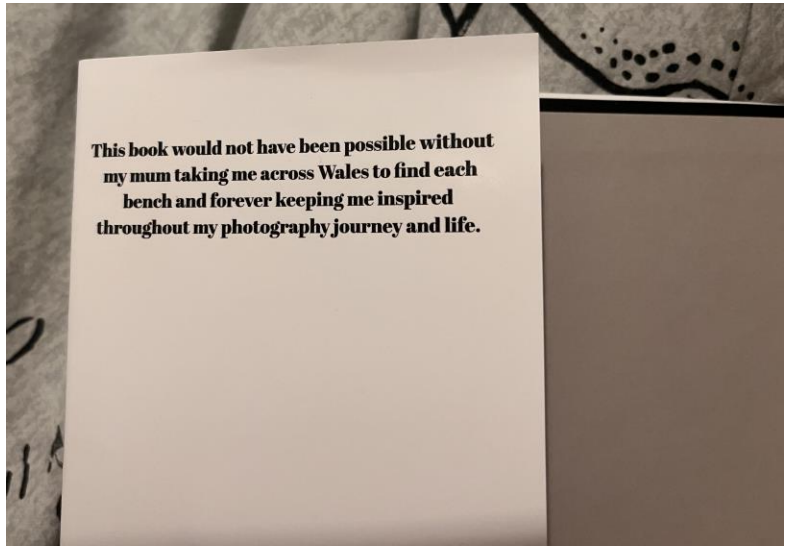


- Within my book I wanted the  dedications inside, to show what pushed and inspired me to create the book. I placed the dedications on the inside sleeve of each book in different locations. So that even when the sleeves move they will be seen no matter where they are.

# Life Benchmarked

# The final book. {pdf won't load}

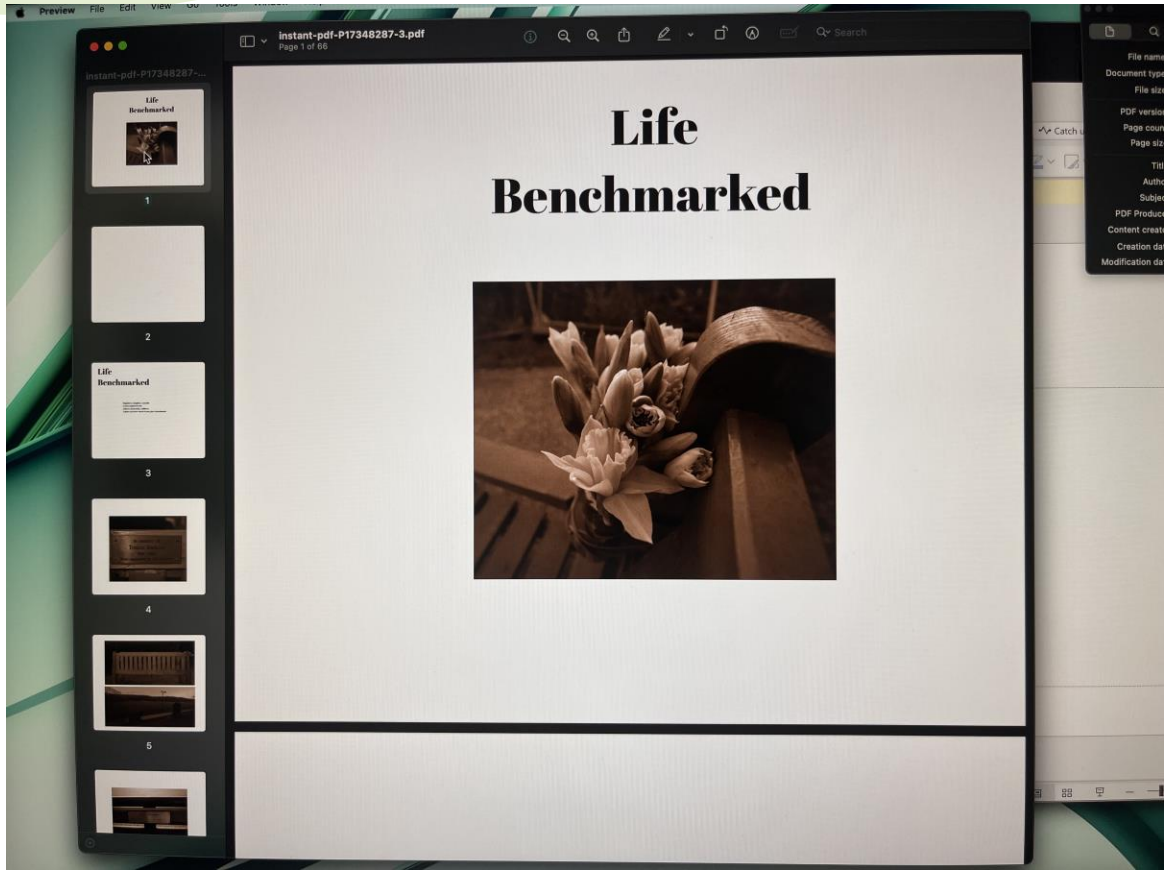


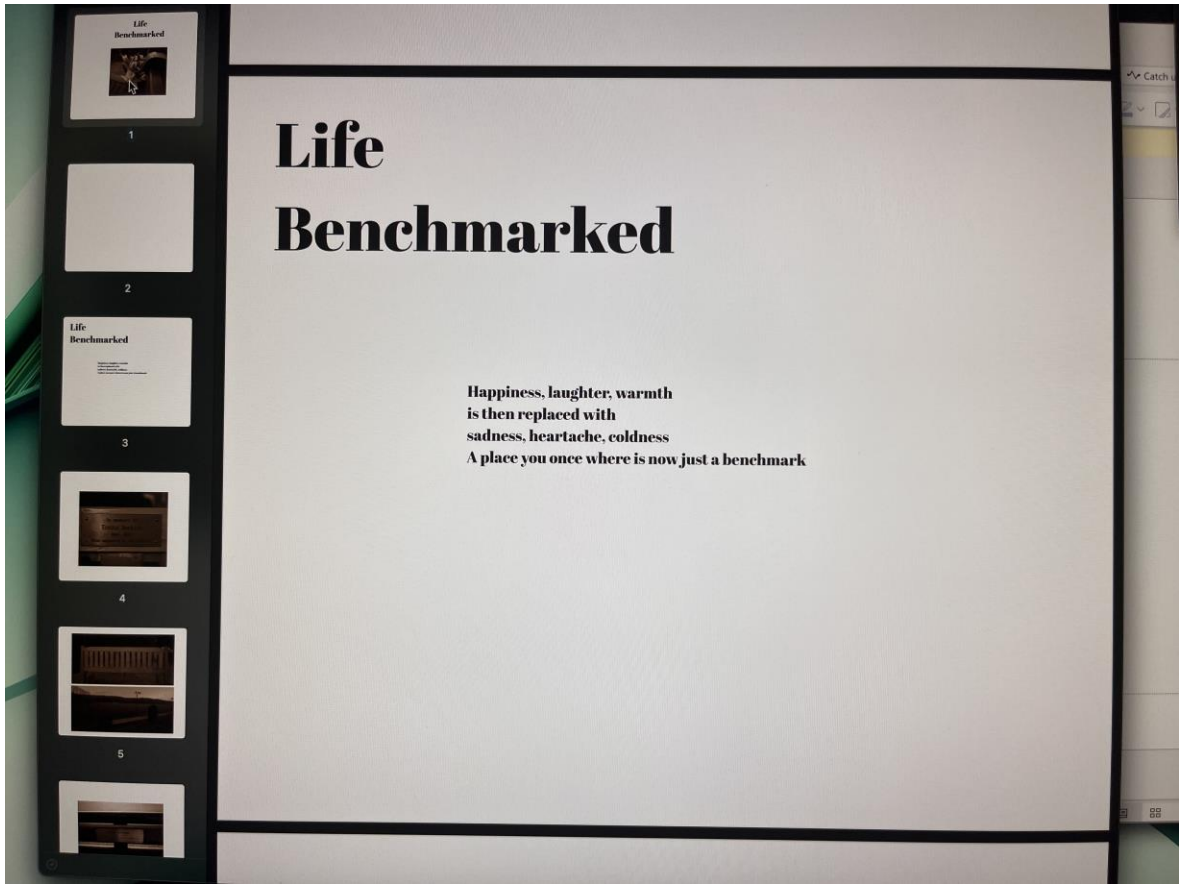

instant-pdf-P17348287-3.pdf
Page 1 of 66
In memory of
Tonita Jenkins
1948 – 2022
True supporter & life member

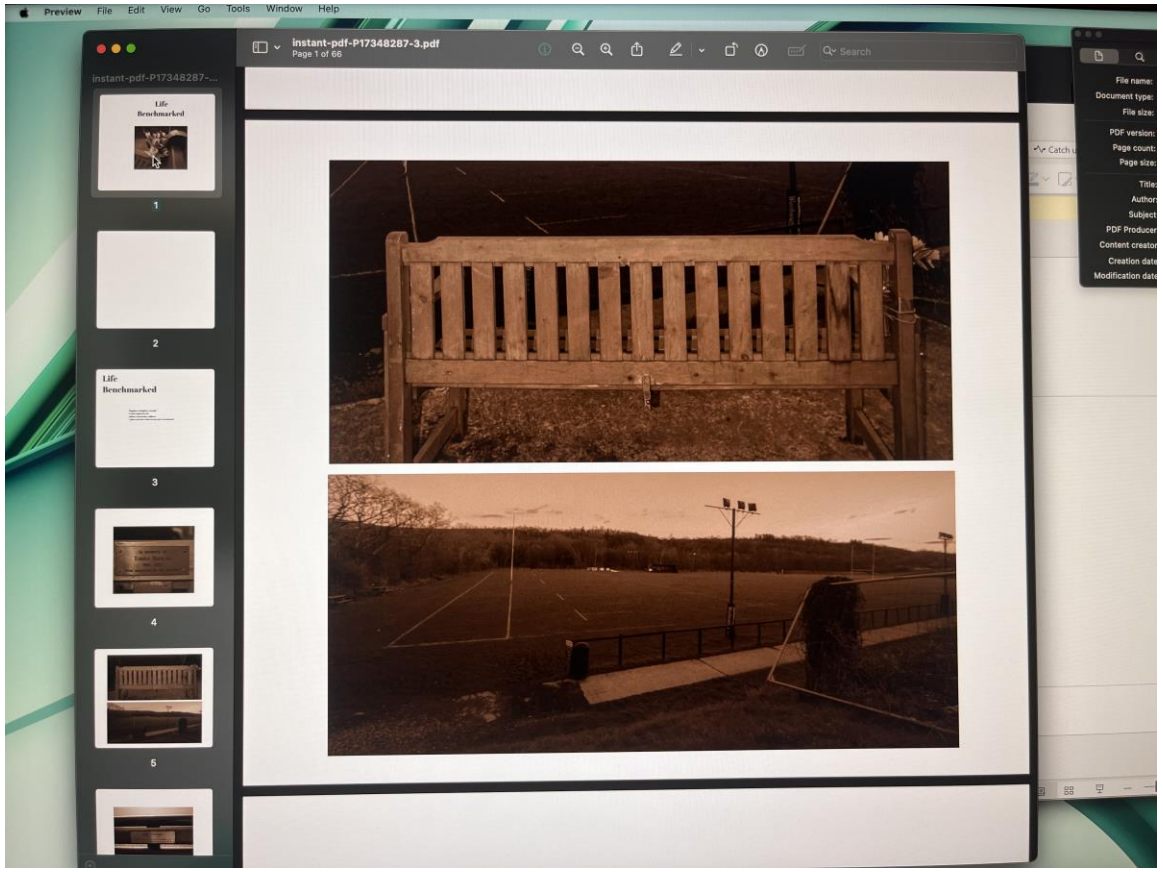
instant-pdf-P17348287-3.pdf
Page 1 of 66

instant-pdf-P17348287-3.pdf
Page 1 of 66
Life
Benchmarked


instant-pdf-P17348287-3.pdf
Page 1 of 66
IN LOVING MEMORY OF
PAT WARNER AND TONY MANUEL
WHO WERE ALWAYS
MADE SO WELCOME
IN LOWER TOWN.
Joined by
Bunty Manuel
&
Eric D. Warner

# Creating the book

- I discovered that there was a lot to learn related to the use of blurb. It is incredibly frustrating to look at that the book arrived with the cover off-center but the back was perfectly centred. I have occasionally emailed Blurb to inquire about the reason behind this, but I have not heard back. But in the future I will try different methods of covers to try and not have that issue again.

- When creating my next book I would love to create my own book and develop a new skill whilst creating it. Using matte paper to create a different effect to the images.
- Continuing with life benchmarked there are different things I would love to do for example exploring further across the country and other countries to find more benches and to discover what other places do when trying to honour a person.