Health OR Safety

You can only have one….

Caught in the Act…..

- **Health & Safety Act 1974**

Health and Safety at Work etc Act 1974. Often referred to as HASAW or HSW, this Act of Parliament is the main piece of UK health and safety legislation. It places a duty on all employers "to ensure, so far as is reasonably practicable, the health, safety and welfare at work" of all their employees.

TOUCHING WIRES CAUSES
INSTANT DEATH
$200 FINE

In a Live Event Context…….

- We need to be aware of the following
  - Working at Height
  - COSHH *(control of substances hazardous to health)*
  - RIDDOR (reporting of injuries, diseases and dangerous occurrences regulations)
  - LEV Systems (local exhaust ventilation)
  - LOLER (lifting operations and lifting equipment regulations)
  - Manual Handling
  - Risk Assessments
  - Unions – Equity, SMA, ABTT, BECTU, ALD, SBTD

SOMETIMES
WE FORGET TO THINK

Resources…..

- BSI
- HSE
- ABTT
- SMA
- SBTD
- Blue Room
- High Speed Training

Courses available….

- High Speed Training
- Stage Safety Passport
- PASMA
- British Pyrotechnics' Association
- First Aid
- Telehandler
- Forklift

I failed a Health and Safety course at work today.

One of the questions was: "In the event of a fire, what steps would you take?"

"Big ones" was apparently the wrong answer!

Working at Height….

- Employers and those in control of any work at height activity must make sure work is properly planned, supervised and carried out by competent people. This includes using the right type of equipment for working at height. Low-risk, relatively straightforward tasks will require less effort when it comes to planning.

- HSE Working at height

CHUCK NORRIS
WEARS SUN GLASSES
TO PROTECT THE
SUN FROM HIS EYES
imgflip.com

COSHH….

is the law that requires employers to control substances that are hazardous to health. You can prevent or reduce workers exposure to hazardous substances by: finding out what the health hazards are; deciding how to prevent harm to health (risk assessment)

Safety data sheets – flame paste

Safety data sheet - paint

CAUTION
THIS SIGN HAS
SHARP EDGES
DO NOT TOUCH THE EDGES OF THIS SIGN
ALSO, THE BRIDGE IS OUT AHEAD

RIDDOR….

- is the law that requires employers, and other people in charge of work premises, to report and keep records of:
- work-related accidents which cause deaths
- work-related accidents which cause certain serious injuries (reportable injuries)
- diagnosed cases of certain industrial diseases; and certain ‘dangerous occurrences’ (incidents with the potential to cause harm)


SAFETY GLASSES?
YOU MEAN EYELIDS?

LEV System….

- is an engineering control system to reduce exposures to airborne contaminants such as dust, mist, fume, vapour or gas in the workplace. Simply put it is something that sucks an airborne contaminant out of the workplace.

WHILE LEARNING CPR
CHUCK NORRIS
BROUGHT THE
DUMMY
TO LIFE.

LOLER….

- **Lifting Operations and Lifting Equipment Regulations** 1998 (LOLER). It describes what you, as an employer, may need to do to protect your employees in the workplace.

- Lifting equipment is any work equipment for lifting and lowering loads, and includes any accessories used in doing so (such as attachments to support, fix or anchor the equipment).

Someone thinks they're funny...
35
30
25
CAUTION
WET
FLOOR

Manual Handling….

- Manual handling relates to the moving of items either by lifting, lowering, carrying, pushing or pulling. The weight of the item is an important factor, but many other factors can create a risk of injury, for example the number of times you have to pick up or carry an item, the distance you are carrying it, where you are picking it up from or putting it down (picking it up from the floor, putting it on a shelf above shoulder level) and any twisting, bending, stretching or other awkward posture you may adopt while doing a task.

Risk Assessments….

- Here is an example of UWTSD Standard template, filled out
- Hazard – something that can cause harm
- Risk – the likelihood that a hazard will cause harm
- When writing a Risk assessment list the HAZARDS and identify what you can do to reduce the RISK of that hazard actually happening.

Pretty colors….

- Blue - Mandatory
- Red – Prohibition / Danger / Alarm
- Yellow - Warning
- Green – Emergency escape / First Aid / No danger

UWTSD Macbeth

- Here are some images from Macbeth that we performed in the Halliwell Theatre 2016. Macbeths final scene was a group sword fight, in low light level, then a dual swordfight with Macduff, in a ring of fire, watched by 3 withed with flaming torches, ending in Macduff shooting Macbeth dead. Hmmm, great.





The Paperwork….

Your turn…..

Choose one of the following images to risk assess in groups.

Cirque Du Soleil – Kooza Wheel of Death

Here's a video of it in action

Water Tank Escapology

National Theatre Wales - COTU

Aladdin Flying Carpet

To Stop, or not to Stop….

- When to stop a show
- When not to stop the show
- Feel the show
- Set up code words or signals
- Its easy in screen work because you just say stop, or cut away to another camera